

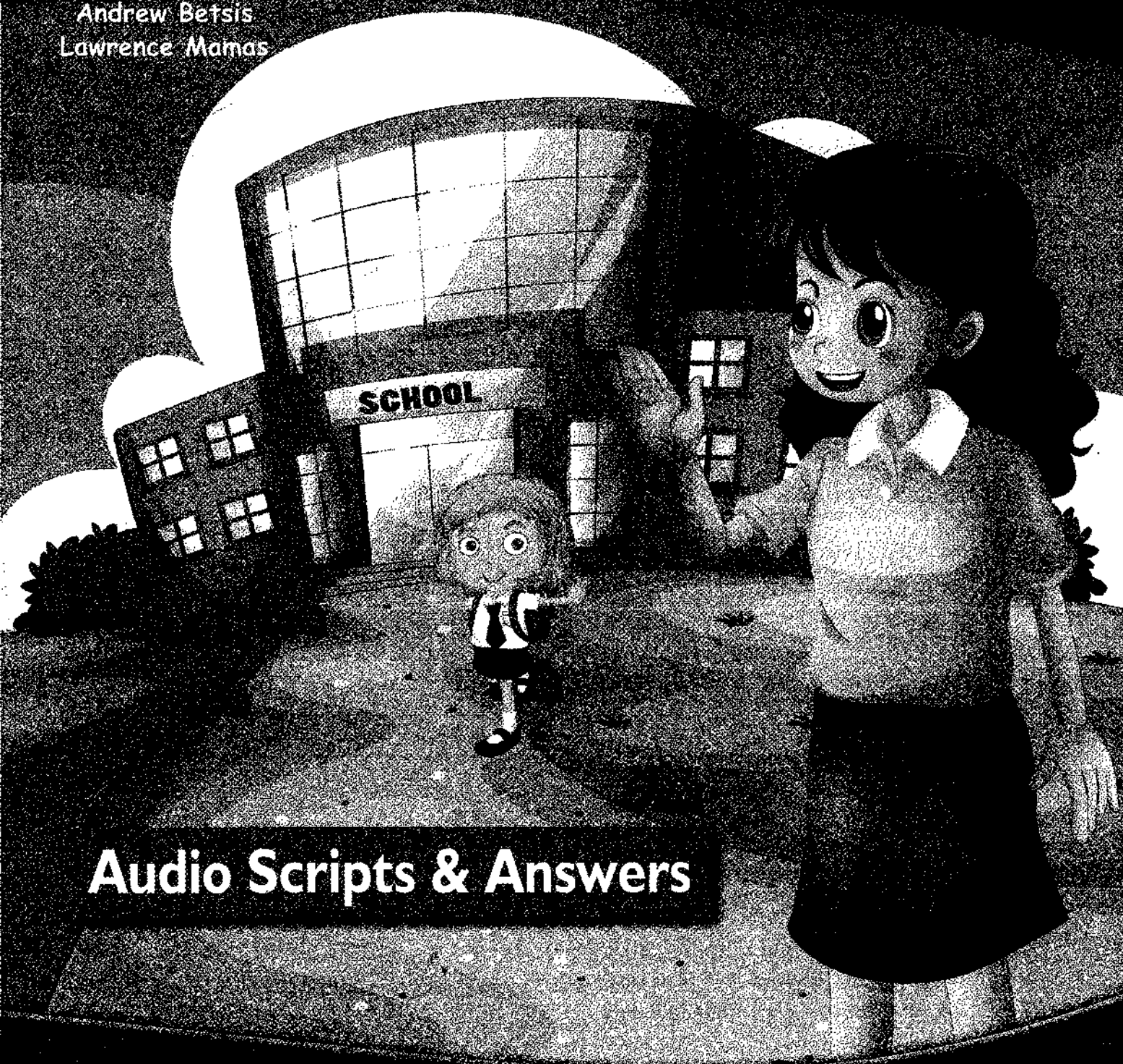
Succeed in Cambridge English: Flyers

For the revised
exam from 2018

8

Complete Practice Tests

Andrew Betsis
Lawrence Mamas



Audio Scripts & Answers

NTV

Công ty TNHH
Nhân Trí Việt



NHÀ XUẤT BẢN TỔNG HỢP
THÀNH PHỐ HỒ CHÍ MINH

Succeed in Cambridge English: Flyers – Audio Scripts & Answers

Copyright © 2018 by Global ELT Ltd.

Vietnam's edition © 2018 by Nhan Tri Viet Co., Ltd.

This edition is published in Vietnam under a license Agreement between Global ELT Limited, UK and Nhan Tri Viet Co., Ltd., Vietnam.

All rights reserved. No part of this publication may be reproduced, stored in a retrieval system, or transmitted, in any form or by any means, electronic, mechanical, photocopying, recording, or otherwise, without the prior written permission of the copyright owner.

Audio Scripts

R = Rubric Wm = Woman

TEST 1

R Hello. This is the Cambridge Flyers Practice Listening Test 1.

Part 1

Listen and look. There is one example.

PAUSE 00'03"

Wm: What's Mary doing?

Boy: She's fishing.

Wm: Is she standing next to the river?

Boy: No, she's on the bridge.

PAUSE 00'03"

R Can you see the line? This is an example.
Now you listen and draw lines.

PAUSE 00'03"

[REPEAT FROM HERE]

Wm: Can you see William?

Boy: Yes. He's climbing the tree.

Wm: Oh, yes. He's getting an apple!

PAUSE 00'05"

Wm: Which boy is David?

Boy: Do you see the boy who is laughing?

Wm: Yes, and he is jumping into the river.

Boy: That's David.

Wm: It looks dangerous!

PAUSE 00'05"

Wm: Where's Emma?

Boy: Can you see the girls in the river?

Wm: I see them.

Boy: Emma is the taller one with no hat on.

PAUSE 00'05"

Wm: Look at Robert!

Boy: What's he doing?

Wm: He was reading a book under the tree, but now he's sleeping.

Boy: I see. The book is still in his hands.

PAUSE 00'05"

Wm: And is Sue the baby?

Boy: Yes. Look, she's with her mother.

Wm: I see them.

PAUSE 00'05"

R Now listen to Part 1 again.

PAUSE 00'03"

[REPEAT PART 1 WITH ONLY 00'03" PAUSES]

That is the end of Part 1.

PAUSE 00'05"

Part 2

Listen and look. There is one example.

PAUSE 00'03"

Girl: Hello. Can I ask you a few questions for my class?

Man: Sure. What do you want to know?

Girl: What's your job?

Man: I'm a footballer.

PAUSE 00'03"

R Can you see the answer? Now you listen and write.

PAUSE 00'03"

[REPEAT FROM HERE]

Girl: I know your name is Harry, but what's your surname?

Man: It's Silverman. That's S-I-L-V-E-R-M-A-N.

Girl: And which team do you play for, Mr Silverman?

Man: I play for the Camels.

Girl: Oh, that's my brother's favourite team!

Man: That's great!

Girl: Now, how old were you when you started playing football?

Man: My father taught me when I was a child. I was nine.

Girl: And are you married?

Man: Yes. I've been married for five years.

Girl: What's your wife's name?

Man: It's Helen.

Girl: Is that H-E-L-E-N?

Man: That's right.

Girl: And do you play any other sports?

Man: Yes, I do. I play golf with my uncle, but he lives in the countryside so I don't see him very often.

Girl: Right. Well, thank you very much.

PAUSE 00'05"

R Now listen to Part 2 again.

PAUSE 00'03"

[REPEAT PART 2]

That is the end of Part 2.

PAUSE 00'05"

Part 3

Listen and look. There is one example.

PAUSE 00'03"

R Who likes which hobby?

Boy: You have a lot of friends, May. What do you do with them?

Girl: Well, William really likes going to the cinema, so we often go to the cinema which is near his house.

Boy: That's good.

PAUSE 00'03"

R Can you see the letter B? Now you listen and write a letter in each box.

PAUSE 00'03"

[REPEAT FROM HERE]

Girl: You've met Vicky, right?

Boy: Yes, she's nice.

Girl: Her hobby is going to museums. She likes to look at old paintings.

PAUSE 00'03"

Boy: What about Betty? What's her hobby?

Girl: Oh, she enjoys swimming. We go to the swimming pool every Saturday afternoon.

Boy: Does she swim very quickly?

Girl: Yes. She can swim like a fish!

PAUSE 00'03"

Boy: I've met your friend Richard too.

Girl: That's right. He likes to play baseball.

Boy: I didn't think you liked baseball.

Girl: I don't play, but I go to his games.

PAUSE 00'03"

Girl: I also have a friend who plays the drums.

Boy: Do you? Who's that?

Girl: It's Daisy. She's very good at it.

PAUSE 00'03"

Girl: Do you know Fred?

Boy: Yes. I've met him.

Girl: His hobby is painting. He painted this picture of a butterfly for me.

Boy: Did he? It's very nice.

PAUSE 00'03"

R Now listen to Part 3 again.

PAUSE 00'03"

[REPEAT PART 3]

That is the end of Part 3.

PAUSE 00'05"

Part 4

Listen and look. There is one example.

PAUSE 00'03"

R What was the weather like?

PAUSE 00'03"

Wm: How was your winter holiday, Michael?

Boy: Oh, I had a great time.

Wm: You were in the mountains, right? Did it rain?

Boy: No, it snowed! We didn't see the sun much.

Wm: Did you play in the snow?

Boy: Oh, yes.

PAUSE 00'03"

R Can you see the tick? Now you listen and tick the box.

PAUSE 00'03"

[REPEAT FROM HERE]

R One. How long was Michael on holiday?

PAUSE 00'03"

Wm: Did you have a long holiday?

Boy: It was nice. I had two weeks.

Wm: That's good. Some schools only have one week of winter holidays.

Boy: My brother is at university. He gets three weeks.

PAUSE 00'03"

R Two. What did Michael do with his brother?

PAUSE 00'03"

Wm: Did your brother go to the mountains with you?

Boy: Yes, and we had fun.

Wm: He's good at skiing, right?

Boy: Yes, but I can't ski.

Wm: Did you go sledging?

Boy: No, our sledge is broken. But we made a big snowman behind the house.

PAUSE 00'03"

R Three. What present did Michael get?

PAUSE 00'03"

Boy: I got a great Christmas present, Sarah.

Wm: Did you? What did you get?

Boy: My brother gave me a tablet and I gave him a new coat made of wool because he was cold.

Wm: That's very nice. I got a ring.

PAUSE 00'03"

R Four. How did Michael go to the mountains?

PAUSE 00'03"

Wm: Did your brother take you to the mountains on his motorbike?

Boy: No, it was too cold.

Wm: Oh. Did you take the train?

Boy: No, it was too expensive. We took the bus.

PAUSE 00'03"

R Five. What kind of soup did Michael's mum make?

PAUSE 00'03"

Boy: It was very cold in the mountains. My mum made us some nice hot soup when we came in from the snow.

Wm: Did she make chicken soup?

Boy: No, I don't like chicken.

Wm: Was it vegetable soup then?

Boy: No, it was tomato soup.

Wm: That sounds good.

PAUSE 00'03"

R Now listen to Part 4 again.

PAUSE 00'03"

[REPEAT PART 4 WITH NO PAUSES AFTER THE QUESTIONS]

That is the end of Part 4.

PAUSE 00'05"

Part 5

Listen and look at the picture. There is one example.

PAUSE 00'03"

Man: Can you see the chairs?

Girl: Yes. One of them is broken.

Man: That's right. Colour the broken chair green.

Girl: OK.

PAUSE 00'03"

R Can you see the green chair? This is an example. Now you listen and colour and write.

PAUSE 00'03"

[REPEAT FROM HERE]

R One

Man: Now do you see the bowl on the table?

Girl: I see it.

Man: Please colour the two chopsticks purple.

Girl: Two chopsticks?

Man: Yes.

Girl: Purple. OK.

PAUSE 00'15"

R Two

Man: Would you like to write something now?

Girl: Yes, please.

Man: I want you to write something on the suitcase.

Girl: OK. Where?

Man: Do you see the name on the suitcase?

Girl: Yes.

Man: Under the name I want you to write 'London'.

Girl: London. OK.

PAUSE 00'15"

R Three

Man: Can you find the dinosaurs?

Girl: Yes. There are three. But these are toy dinosaurs, because dinosaurs are extinct.

Man: That's right.

Girl: Shall I colour them?

Man: Yes. Colour them grey.

PAUSE 00'15"

R Four

Man: I want you to write something else now.

Girl: OK. What shall I write?

Man: Do you see the piece of paper on the broken chair?

Girl: Yes.

Man: Write 'broken' on the piece of paper.

Girl: OK. That's a good idea!

PAUSE 00'15"

R Five

Man: Look at the sweater in front of the window.

Girl: I see it.

Man: Well, colour the sweater blue.

Girl: OK then.

R Now listen to Part 5 again.

PAUSE 00'03"

[REPEAT PART 5 WITH ONLY 00'10" PAUSES]

That is the end of the Flyers Practice Listening Test 1.

TEST 2

R Hello. This is the Cambridge Flyers Practice Listening Test 2.

Part 1

Listen and look. There is one example.

PAUSE 00'03"

Man: Can you see Michael?

Girl: Yes. He's next to the fire.

Man: What's he doing?

Girl: He's cooking a sausage.

PAUSE 00'03"

R Can you see the line? This is an example. Now you listen and draw lines.

PAUSE 00'03"**[REPEAT FROM HERE]****Man:** And is that Sarah in the white coat?**Girl:** That's right. She's whispering something to a boy in a grey sweater.**Man:** It's a secret!**PAUSE 00'05"****Man:** What about Paul?**Girl:** Do you see the boy who's dancing?**Man:** I see him. He's listening to music.**Girl:** Yes. That's Paul.**PAUSE 00'05"****Girl:** Look at Robert!**Man:** Why, what's he doing?**Girl:** He's near a tree. He's throwing coconuts.**Man:** Why is he doing that?**Girl:** He thinks it's fun.**PAUSE 00'05"****Man:** Now, I'm looking for Jack.**Girl:** Oh, he's next to the fire.**Man:** Is he the boy wearing a red scarf?**Girl:** Yes. He looks cold.**PAUSE 00'05"****Man:** Who's the girl in the pink shirt?**Girl:** Do you mean the one who's bouncing the ball?**Man:** Yes, that's her.**Girl:** Her name's Katy.**PAUSE 00'05"****R** Now listen to Part 1 again.**PAUSE 00'03"****[REPEAT PART 1 WITH ONLY 00'03" PAUSES]**

That is the end of Part 1.

PAUSE 00'05"**Part 2****Listen and look. There is one example.****PAUSE 00'03"****Wm:** Good morning, class. Is everyone excited about the school holiday this weekend?**Boy:** Yes. When will we leave?**Wm:** At half past nine. We will meet at the bus station.**PAUSE 00'03"****R** Can you see the answer? Now you listen and write.**PAUSE 00'03"****[REPEAT FROM HERE]****Boy:** What will we do on Friday afternoon?**Wm:** We will go to the zoo. Then we can see all the animals we have learned about.**Boy:** Great! My favourite is the lion.**Wm:** Then on Saturday afternoon, we're going to a cave. We're going to see bats!**Boy:** Oh! Are they dangerous?**Wm:** No, you don't need to be afraid. And on Saturday night, we're going to go to the theatre.**Boy:** What will we see?**Wm:** 'Rabbits in the hills'.**Boy:** Excellent. And we're going to the beach on Sunday, right?**Wm:** Yes. We're going to swim with dolphins.**Boy:** How exciting!**Wm:** Yes. It will be fun.**Boy:** And what time will we arrive back at the school?**Wm:** At seven o'clock on Sunday evening.**PAUSE 00'05"****R** Now listen to Part 2 again.**PAUSE 00'03"****[REPEAT PART 2]**

That is the end of Part 2.

PAUSE 00'05"**Part 3****Listen and look. There is one example.****PAUSE 00'03"****R** Where did Jim get each of these things?**Wm:** Your rucksack is very full, Jim!**Boy:** Yes, I have more things in it now. When I left home it was empty!**Wm:** No, it wasn't. You took lots of comics with you from home!**Boy:** Oh, yes. I wanted something to read on the plane. And they don't speak English here, so the comic books in the shops are in a different language!**PAUSE 00'03"****R** Can you see the letter C? Now you listen and write a letter in each box.**PAUSE 00'03"****[REPEAT FROM HERE]****Wm:** This camera is very heavy, Jim!**Boy:** Yes, it's new. I bought it here.**Wm:** Oh, from the camera shop in the town?**Boy:** No, a man was selling cameras on the beach!**Wm:** Oh. Well, I hope it wasn't too expensive!**PAUSE 00'03"****Wm:** Oh, these shorts are nice!**Boy:** Yes I wanted to get some from the hotel shop but they were too expensive.**Wm:** Have you bought them from a shop in town?**Boy:** Yes, that's right.**PAUSE 00'03"****Wm:** Oh, Jim! You've got lots of chocolate in your rucksack!**Boy:** Yes, I'm going to eat it all on the plane when we travel back home.**Wm:** Oh, no you won't! You ate too much chocolate yesterday after we had dinner at the hotel. You bought some from the sweet shop, remember? Is that where you got this chocolate from?**Boy:** Well, yes...**PAUSE 00'03"****Wm:** Oh, where did you get this red ball? Is it from home?**Boy:** No. I brought one from home, but I lost it. I found this one by the swimming pool! Someone left it there!**Wm:** Well, I hope no one is looking for it!**PAUSE 00'03"****Wm:** Why do you have oranges in your rucksack, Jim? Did you buy them from the fruit market or did you take them from the hotel restaurant?**Boy:** I found them on an orange tree in the street!**Wm:** Oh, you can't eat these! They look good but they don't taste nice! You should leave these here and not take them on the plane. Your rucksack is too heavy!**PAUSE 00'03"****R** Now listen to Part 3 again.**PAUSE 00'03"****[REPEAT PART 3]**

That is the end of Part 3.

PAUSE 00'05"**Part 4****Listen and look. There is one example.****PAUSE 00'03"****R** What is next to the museum?**PAUSE 00'03"****Man:** Did you enjoy the museum, Harry?**Boy:** Yes, Dad.**Man:** Which museum did you go to – the one next to the factory?**Boy:** No, we went to the new one.**Man:** Is it next to the police station?

Boy: No, it's next to the post office.

Man: Oh, that's right.

PAUSE 00'03"

R Can you see the tick? Now you listen and tick the box.

PAUSE 00'03"

[REPEAT FROM HERE]

R One. Which was Harry's favourite environment?

PAUSE 00'03"

Man: Did you see the rooms in the museum with animals from different environments?

Boy: Yes. That was great. They had animals from the desert and the jungle.

Man: Which one was your favourite?

Boy: I liked the river best.

PAUSE 00'03"

R Two. Which animal did Harry see there?

PAUSE 00'03"

Man: And which animals did you see? Did they have monkeys?

Boy: No, not at the river!

Man: Well, did they have butterflies?

Boy: No, all the insects are in a different room. But they had big white swans.

PAUSE 00'03"

R Three. What did the airport give the museum?

PAUSE 00'03"

Man: I heard that the airport gave something to the museum. Is it a plane?

Boy: No, there's no plane in the museum.

Man: What is it then? A rocket?

Boy: No, they haven't got any rockets. It's a helicopter.

PAUSE 00'03"

R Four. Which ring did Harry see?

PAUSE 00'03"

Boy: I saw a beautiful ring in the museum too.

Man: Was it made of silver?

Boy: No, it was made of gold, and it had a piece of glass in it that was a lovely green colour.

Man: How nice!

PAUSE 00'03"

R Five. Which is Harry's teacher?

PAUSE 00'03"

Man: Which teacher did you go with? Was it Mr Forest?

Boy: That's right. He's my science teacher.

Man: I've met him, I think. Has he got red hair and glasses?

Boy: He wears glasses, but he's got black hair.

Man: Oh, yes. I remember him now.

PAUSE 00'03"

R Now listen to Part 4 again.

PAUSE 00'03"

[REPEAT PART 4 WITH NO PAUSES AFTER THE QUESTIONS]

That is the end of Part 4.

PAUSE 00'05"

Part 5

Listen and look at the picture.

There is one example.

PAUSE 00'03"

Wm: Look. Do you see the boy who's holding the apple?

Girl: I see him. He's wearing a T-shirt and shorts.

Wm: Yes. Colour his shorts red, please.

Girl: OK.

PAUSE 00'03"

R Can you see the red shorts? This is an example.

Now you listen and colour and write.

PAUSE 00'03"

[REPEAT FROM HERE]

R One

Wm: Now can you see the bird in the picture?

Girl: Yes. It's on the girl's hat!

Wm: I want you to colour it blue.

Girl: OK, I'm colouring the bird blue.

PAUSE 00'15"

R Two

Wm: Do you see the man who's selling bananas?

Girl: OK. He's wearing a big hat.

Wm: That's right. I want you to colour the banana he's holding green.

Girl: OK.

PAUSE 00'15"

R Three

Wm: Look at the table on the right. There are some bags of flour there.

Girl: I see. There are four bags.

Wm: Yes. I want you to write the word 'flour' on the bag next to the banana.

Girl: OK then, I will.

PAUSE 00'15"

R Four

Wm: Look at the woman who's taking her dog for a walk.

Girl: I see her. The dog has stolen a sausage from her bag!

Wm: Yes. Colour the sausage brown.

Girl: Right.

PAUSE 00'15"

R Five

Wm: Can you find the pineapples?

Girl: Yes. They're next to the tomatoes.

Wm: That's right. Can you see the piece of paper in front of the pineapples?

Girl: Yes, I can.

Wm: I want you to write 'pineapples' on it.

Girl: Oh, that's difficult but I will try.

R Now listen to Part 5 again.

PAUSE 00'03"

[REPEAT PART 5 WITH ONLY 00'10" PAUSES]

That is the end of the Flyers Practice Listening Test 2.

TEST 3

R Hello. This is the Cambridge Flyers Practice Listening Test 3.

Part 1

Listen and look. There is one example.

PAUSE 00'03"

Boy: Can you find Tom?

Girl: I see him. Look, he's between the two clowns.

Boy: Oh yes, and he's smiling.

PAUSE 00'03"

R Can you see the line? This is an example. Now you listen and draw lines.

PAUSE 00'03"

[REPEAT FROM HERE]

Boy: I'm looking for David now. Where is he?

Girl: He's buying a ticket for the game.

Boy: Oh, I see him.

PAUSE 00'05"

Boy: Who's the girl playing with the balls?

Girl: The one with straight hair?

Boy: Yes. Does she work here at the circus?

Girl: Yes. Her name's Pat.

PAUSE 00'05"

Boy: Where's Mary?

Girl: She's just finished the game. Look! She's won something.

Boy: What is it?

Girl: It's an orange fish.

PAUSE 00'05"

Girl: Look! There's Peter! He works here too.

Boy: I don't see him. What's he doing?

Girl: He's riding his bicycle over the big rocks.

Boy: That looks dangerous!

Girl: Yes, but he's very careful.

PAUSE 00'05"

Boy: Which girl is Vicky?

Girl: Can you see the girl wearing a green skirt?

Boy: Yes.

Girl: She is tall with curly hair.

PAUSE 00'05"

R Now listen to Part 1 again.

PAUSE 00'03"

[REPEAT PART 1 WITH ONLY 00'03" PAUSES]

That is the end of Part 1.

PAUSE 00'05"

Part 2

Listen and look. There is one example.

PAUSE 00'03"

Girl: Hello, Mrs Fish. How old are you?

Wm: Well, I'm 84 now. I've lived a long time.

Girl: Wow!

PAUSE 00'03"

R Can you see the answer? Now you listen and write.

PAUSE 00'03"

[REPEAT FROM HERE]

Girl: Have you got a lot of grandchildren?

Wm: Oh, yes. I've got four children and seven grandchildren.

Girl: That's great. Do you see them often?

Wm: Yes, they live near me. And we go on holiday together. My favourite place to go is the beach.

Girl: Do you still work, Mrs Fish?

Wm: No, not now. But I did when I was younger. I was a nurse.

Girl: Oh, that's good. I want to be a journalist. Have you always lived here in the city?

Wm: No. When I was a child I lived on a farm in the country.

Girl: Did you like it there?

Wm: Yes. But I had to wake up early and give food to all the animals.

Girl: What time did you have to wake up?

Wm: At 5 o'clock in the morning.

Girl: Oh! That's too early for me.

PAUSE 00'05"

R Now listen to Part 2 again.

PAUSE 00'03"

[REPEAT PART 2]

That is the end of Part 2.

PAUSE 00'05"

Part 3

Listen and look. There is one example.

PAUSE 00'03"

R Who likes which food?

Man: What will you have for dinner tonight, Jim?

Boy: We are having pizza. It's my brother's favourite food.

Man: It's my favourite food too!

PAUSE 00'03"

R Can you see the letter G? Now you listen and write a letter in each box.

PAUSE 00'03"

[REPEAT FROM HERE]

Man: And what about your sister – does she like pizza too?

Boy: Yes, but it's not her favourite.

Man: What's her favourite then?

Boy: She likes chocolate best.

PAUSE 00'03"

Man: I think your mother likes sweet things too.

Boy: Yes, she does. But she likes cheese more. She eats it a lot.

Man: Does she? That's good.

PAUSE 00'03"

Man: And what does your uncle like?

Boy: Oh, he eats anything. But I think his favourite is burgers.

Man: Yes, burgers are good.

PAUSE 00'03"

Man: I've seen your cousin eating a lot of fruit. Are bananas her favourite?

Boy: She likes them, but I think her favourite is pineapple.

Man: Oh yes, I've seen her eat that too.

PAUSE 00'03"

Man: And your grandma lives with you, doesn't she?

Boy: That's right.

Man: What's her favourite food?

Boy: She likes cakes best. She makes them for our birthdays and she's very good at it.

PAUSE 00'03"

R Now listen to Part 3 again.

PAUSE 00'03"

[REPEAT PART 3]

That is the end of Part 3.

PAUSE 00'05"

Part 4

Listen and look. There is one example.

PAUSE 00'03"

R When did Robert go to the farm?

PAUSE 00'03"

Wm: You visited a farm, didn't you, Robert?

Boy: That's right. I went with my uncle.

Wm: Did you go on Wednesday?

Boy: No, we went on Friday.

Wm: That's good. It rained on Thursday, so it's good you didn't go on that day!

PAUSE 00'03"

R Can you see the tick? Now you listen and tick the box.

PAUSE 00'03"

[REPEAT FROM HERE]

R One. Which animal was in the lake?

PAUSE 00'03"

Wm: What did you see at the farm?

Boy: Well, there's a big lake behind the farmer's house.

Wm: Are there fish in the lake?

Boy: No, but there are birds. There aren't any swans, but there are some ducks.

PAUSE 00'03"

R Two. What did Robert help the farmer plant?

PAUSE 00'03"

Wm: And what else did you do?

Boy: I helped the farmer plant vegetables!

Wm: Did you? Were they carrots or onions?

Boy: No, he's already planted those. I helped with the tomatoes.

PAUSE 00'03"

R Three. What kind of juice did Robert make?

PAUSE 00'03"

Boy: We also made juice from the fruit on the trees.

Wm: Did you make lemonade?

Boy: No, he hasn't got any lemon trees. He has lime trees and apple trees. But we made apple juice.

PAUSE 00'03"

R Four. How many eggs did Robert get?

PAUSE 00'03"

Wm: What did you do next?

Boy: I got eggs from the chickens.

Wm: One or two eggs?

Boy: No, there were lots. I found fourteen eggs!

Wm: Wow!

PAUSE 00'03"

R Five. What did Robert give the farmer?

PAUSE 00'03"

Wm: Did you remember to say 'Thank you' to the farmer?

Boy: Of course. And I gave him a present.

Wm: Oh, that's nice. What did you give him?

Boy: I gave him a pair of gloves. And he gave me a comic book. It's here in my rucksack.

Wm: That was very nice of him.

PAUSE 00'03"

R Now listen to Part 4 again. **PAUSE 00'03"**

[REPEAT PART 4 WITH NO PAUSES AFTER THE QUESTIONS]

That is the end of Part 4. **PAUSE 00'05"**

Part 5

Listen and look at the picture. There is one example.

PAUSE 00'03"

Man: Can you see the flags above the castle?

Girl: Yes. Shall I colour them?

Man: Yes. Colour them green.

Girl: OK.

PAUSE 00'03"

R Can you see the green flags? This is an example.

Now you listen and colour and write.

PAUSE 00'03"

[REPEAT FROM HERE]

R One

Man: Now I would like you to colour something. Find the man who is standing on the bridge.

Girl: OK. I found him.

Man: Colour his suitcase brown.

Girl: OK. I've just done that!

PAUSE 00'15"

R Two

Man: Do you see the ducks in the water?

Girl: I see three ducks.

Man: Good. Colour the duck at the bottom of the picture black.

Girl: Yes. The one at the bottom, which is bigger than the other two.

PAUSE 00'15"

R Three

Man: I would like you to write something now.

Girl: What shall I write?

Man: Do you see the castle?

Girl: Yes, it is very big!

Man: Above the entrance I want you to write the word 'castle'.

Girl: OK. That's easy!

PAUSE 00'15"

R Four

Man: There are three boys playing football on the grass.

Girl: I see them.

Man: Look at the boy who's kicking the ball.

Girl: OK.

Man: Colour his shoes red, please.

Girl: Both his shoes red?

Man: Right.

PAUSE 00'15"

R Five

Man: And now, do you see the bridge?

Girl: Yes, of course!

Man: I want you to write the word 'bridge' on it.

Girl: OK. Where?

Man: On the part of the bridge that is in front of the man with the suitcase.

R Now listen to Part 5 again. **PAUSE 00'03"**

[REPEAT PART 5 ONLY WITH 00'10" PAUSES]

That is the end of the Flyers Practice Listening Test 3.

TEST 4

R Hello. This is the Cambridge Flyers Practice Listening Test 4.

Part 1

Listen and look. There is one example.

PAUSE 00'03"

Man: Which boy is Ben?

Girl: Look, he's bringing drinks to his friends. He's trying to carry three glasses!

Man: He must be careful or he will drop them.

Girl: It's OK. He's always careful.

PAUSE 00'03"

R Can you see the line? This is an example.

Now you listen and draw lines.

PAUSE 00'03"

[REPEAT FROM HERE]

Man: Now, do you see Harry?

Girl: Yes. He works at this cafe. He's the one standing next to the table.

Man: Has he got black hair?

Girl: Yes, that's him.

PAUSE 00'05"

Man: And where is Helen? Is she here?

Girl: Yes, she's the girl who's holding a glass of milk.

Man: Oh, I think I see her. Has she got a plate of biscuits?

Girl: That's right.

PAUSE 00'05"

Man: What's Daisy doing?

Girl: She's eating lunch. Look, she's got chicken and rice, and she's holding a blue glass.

Man: Oh, I see her.

PAUSE 00'05"

Man: Can you find Jack?

Girl: He's standing next to a girl.

Man: I think that's his sister.

Girl: You're right. Look. He's giving her a book.

PAUSE 00'05"

Man: And who's the girl who's standing next to a table?

Girl: Do you mean the girl in the green dress?

Man: Yes, that's her.

Girl: Oh, that's Betty. She's holding a sandwich.

PAUSE 00'05"

R Now listen to Part 1 again.

PAUSE 00'03"

[REPEAT PART 1 WITH ONLY 00'03" PAUSES]

That is the end of Part 1.

PAUSE 00'05"

Part 2

Listen and look. There is one example.

PAUSE 00'03"

Boy: Hello, Aunt Lucy. This is going to be a great holiday!

Wm: Yes, it is. Do you know what we are going to do first?

Boy: I know. On Sunday we will play volleyball!

Wm: That's right.

PAUSE 00'03"

R Can you see the answer? Now you listen and write.

PAUSE 00'03"

[REPEAT FROM HERE]

Boy: What are we going to do on Monday?

Wm: Well, we're going to go to the circus.

Boy: Great! I love the circus!

Wm: Now on Tuesday, the newspaper says it's going to rain. So we'll stay at home and play table tennis.

Boy: Oh, can't we go to the cinema?

Wm: I don't want to drive in the rain.

Boy: OK. What about Wednesday?

Wm: Well, I have tickets to a football game, so we can watch that.

Boy: Excellent! Who's going to play?
Wm: River Town and the Desert Snakes. Now, on Thursday, we'll go to the mountains and have a picnic.
Boy: And Friday?
Wm: How about going fishing?
Boy: OK! That sounds good.
PAUSE 00'05"
R Now listen to Part 2 again. **PAUSE 00'03"**
[REPEAT PART 2]
 That is the end of Part 2. **PAUSE 00'05"**

Part 3

Listen and look. There is one example.
PAUSE 00'03"
R Where did May put her things?
Girl: Oh, Mum, do you know where my doll is?
Wm: Have you lost it again?
Girl: Yes. I can't find it.
Wm: Oh, here it is! It's in your school bag!
PAUSE 00'03"
R Can you see the letter C? Now you listen and write a letter in each box.
PAUSE 00'03"
[REPEAT FROM HERE]
Girl: Oh no! I need to comb my hair and I can't find my comb!
Wm: Why don't you keep it in your bedroom like everyone else!
Girl: I do, usually. But I thought I left it in the bathroom and it's not there!
Wm: Oh here it is! It's in your bedroom, but on the floor!
PAUSE 00'03"
Girl: Now where's my school book? I need it for school!
Wm: Isn't it in your bedroom?
Girl: Well, I took it from my bedroom and... Oh look! It's on the sofa in the living room!
PAUSE 00'03"
Wm: I think it's going to rain. Have you got your umbrella, May?
Girl: My umbrella... Now let me think. Was it on the bookcase or did I put it on the armchair?
Wm: Oh, May! Do you always forget everything?
Girl: Oh I remember! I put it on the bookcase.
PAUSE 00'03"
Girl: Mum... Do you remember where I put my mirror? I need it so I can comb my hair!
Wm: I have no idea where you put your mirror!
Girl: I know I didn't put it in my school bag and it isn't in my bedroom. The only place it could be is in the bathroom. Let's see... Oh yes, I was right!
PAUSE 00'03"
Girl: I think I have everything now. Oh no, wait!...Where is my pencil?
Wm: I saw a pencil on the kitchen table... Oh no, sorry, that was your pen.
Girl: Oh here it is!
Wm: What is it doing on the television?
Girl: I put it there when my friend phoned me and I went to pick it up.
PAUSE 00'03"
R Now listen to Part 3 again. **PAUSE 00'03"**
[REPEAT PART 3]
 That is the end of Part 3. **PAUSE 00'05"**

Part 4

Listen and look. There is one example.
PAUSE 00'03"
R Which sport did Sue play?
PAUSE 00'03"
Wm: How was school today, Sue?
Girl: Fine, Mum. We played basketball and my team won.

Wm: That's great! But I thought today you were playing tennis.
Girl: No, we play tennis on Thursday and football on Friday.
Wm: Oh, OK.
PAUSE 00'03"
R Can you see the tick? Now you listen and tick the box.
PAUSE 00'03"
[REPEAT FROM HERE]
R One. Which class did Sue have in the morning?
PAUSE 00'03"
Wm: Did you have an art class this morning?
Girl: No, not today. We had geography.
Wm: And what about maths?
Girl: We had that in the afternoon.
PAUSE 00'03"
R Two. What did Sue have for lunch?
PAUSE 00'03"
Wm: Did you buy lunch at the school cafe?
Girl: Yes. We could choose fish or burgers.
Wm: What did you choose?
Girl: Fish, and I had chips too.
PAUSE 00'03"
R Three. Which test did Sue have?
PAUSE 00'03"
Girl: We had a test today.
Wm: Did you have an English or a history test?
Girl: No, it was a science test.
Wm: Do you think you did well?
Girl: Yes, it was easy.
Wm: That's good.
PAUSE 00'03"
R Four. What must Sue bring for class?
PAUSE 00'03"
Girl: I need to bring something for art class tomorrow.
Wm: What is it?
Girl: Some glue.
Wm: OK. Do you need anything else? A ruler or scissors?
Girl: No, thank you.
PAUSE 00'03"
R Five. Where did Sue and her friends play?
PAUSE 00'03"
Wm: Did you play with your friends after school?
Girl: Yes, we played some fun games.
Wm: Oh, that's good. Did you play at school or in the park?
Girl: No, the playground at school was too noisy and we didn't want to go to the park. We went to the beach and played in the sand.
Wm: Did you? That's nice.
PAUSE 00'03"
R Now listen to Part 4 again. **PAUSE 00'03"**
[REPEAT PART 4 WITH NO PAUSES AFTER THE QUESTIONS]
 That is the end of Part 4. **PAUSE 00'05"**

Part 5

Listen and look at the picture. There is one example.
PAUSE 00'03"
Man: Look at the children who are trying to cross the street.
Boy: I see them. There's a girl and a boy. They're looking at the car.
Man: That's right. Colour the girl's hair red.
Boy: Right.
PAUSE 00'03"
R Can you see the girl's red hair? This is an example. Now you listen and colour and write.
PAUSE 00'03"
[REPEAT FROM HERE]
R One
Man: Can you see the motorbikes?
Boy: Yes.

Man: Look at the smaller one.

Boy: The smaller one? OK.

Man: Colour it blue.

PAUSE 00'15"

R Two

Man: Now look at the woman who's holding an ice cream.

Boy: Mmm, that looks good.

Man: Yes. Colour the ice cream yellow.

Boy: Good. Perhaps it's banana ice cream.

PAUSE 00'15"

R Three

Man: Would you like to write something now?

Boy: Sure, what can I write?

Man: Look at the two motorbikes again. Can you see the biggest one?

Boy: Yes, I can.

Man: I want you to write 'police' on the front of the motorbike.

Boy: OK.

PAUSE 00'15"

R Four

Man: Now look in the shop window.

Boy: OK. There's a hat, a scarf, and two gloves.

Man: Right. Colour the hat green.

Boy: Now the hat is green.

PAUSE 00'15"

R Five

Man: Now I want you to write something else.

Boy: OK.

Man: Can you see that white car?

Boy: Yes.

Man: I want you to write 'taxi' on the door.

Boy: OK. I am doing it now.

Man: That's great.

R Now listen to Part 5 again.

PAUSE 00'03"

[REPEAT PART 5 WITH ONLY 00'10" PAUSES]

That is the end of the Flyers Practice Listening Test 4.

TEST 5

R Hello. This is the Cambridge Flyers Practice Listening Test 5.

Part 1

Listen and look. There is one example.

PAUSE 00'03"

Wm: Which girl is Anna?

Man: She's on the left, and she's wearing a pink dress.

Wm: Has she got brown hair?

Man: Yes, that's right.

PAUSE 00'03"

R Can you see the line? This is an example.

Now you listen and draw lines.

PAUSE 00'03"

[REPEAT FROM HERE]

Wm: Is Anna talking to Emma?

Man: No, Emma's standing near the wall. She's crying.

Wm: Why's she crying?

Man: I don't know.

PAUSE 00'05"

Wm: And where's Richard?

Man: Look, he's playing a game. He's waving a bat in the air.

Wm: Oh, he's ready to hit the ball.

Man: Yes.

PAUSE 00'05"

Wm: Where's Helen? I can't see her.

Man: There she is. She's holding some flowers.

Wm: Is she the girl wearing a green dress?

Man: Yes, that's her.

PAUSE 00'05"

Wm: Is Jane holding flowers too?

Man: No, not now. She's standing under a tree and she is holding a bag.

Wm: I see her, in the blue shoes.

Man: Right.

PAUSE 00'05"

Wm: Who's the boy near Helen?

Man: The one who is wearing a black hat?

Wm: No, I mean the boy next to him, in the red shirt.

Man: Oh, that's Bill.

PAUSE 00'05"

R Now listen to Part 1 again.

PAUSE 00'03"

[REPEAT PART 1 WITH ONLY 00'03" PAUSES]

That is the end of Part 1.

PAUSE 00'05"

Part 2

Listen and look. There is one example.

PAUSE 00'03"

Girl: Hello. This is Mountain Village Radio and on today's programme, a man will tell us about his job. Now, first tell us your name please.

Man: It's Robert. I spell it R-O-B-E-R-T.

PAUSE 00'03"

R Can you see the answer? Now you listen and write.

PAUSE 00'03"

[REPEAT FROM HERE]

Girl: And how old are you, Robert?

Man: I'm twenty-seven.

Girl: OK, you have a very interesting job, Robert.

Man: Yes, I do. I'm a pilot and I fly planes round the world.

Girl: Great. And what business do you work for?

Man: Pyramid Air.

Girl: How many days do you work each month?

Man: Well, I usually work about twenty days each month.

Girl: I'm sure you see a lot of interesting places and people.

Man: Yes. And I make a lot of money too.

Girl: What do you like most about your job?

Man: I like visiting interesting places.

Girl: That's excellent. It was great to have you on our programme.

PAUSE 00'05"

R Now listen to Part 2 again. PAUSE 00'03"

[REPEAT PART 2]

That is the end of Part 2. PAUSE 00'05"

Part 3

Listen and look. There is one example.

PAUSE 00'03"

R Where does each person like to go?

PAUSE 00'03"

Girl: William, do you have a favourite place to go?

Boy: Sure. I like going to lots of places, but my favourite's the beach.

Girl: What do you do there?

Boy: I like swimming and finding shells in the sand.

PAUSE 00'03"

R Can you see the letter E? Now you listen and write a letter in each box.

PAUSE 00'03"

[REPEAT FROM HERE]

Girl: What about your mum? Where does she like to go?

Boy: Well, she likes going shopping.

Girl: Does she go shopping in the city?

Boy: No, she likes walking round the quiet streets of the village best.

PAUSE 00'03"

Boy: You've met my brother, right?

Girl: Yes. He's nice.

Boy: His favourite place is up in the mountains. He likes climbing and watching the birds.

Girl: How fun!

PAUSE 00'03"

Girl: What about your dad?
Boy: Well, he likes the old farm. He lived there when he was young.
Girl: You want there on holiday, right?
Boy: Yes. Now my uncle and aunt live there.
PAUSE 00'03"
Girl: Your cousin lives there too, doesn't she?
Boy: That's right. But she loves to go up to the forest.
Girl: Why is that?
Boy: Because she loves the trees.
PAUSE 00'03"
Girl: And your sister? Doesn't she like going to the river?
Boy: Yes. But that's not her favourite place.
Girl: Where does she like to go, then?
Boy: The desert. She loves hot weather.
PAUSE 00'03"
R Now listen to Part 3 again. **PAUSE 00'03"**
[REPEAT PART 3]
 That is the end of Part 3. **PAUSE 00'05"**

Part 4

Listen and look. There is one example.

PAUSE 00'03"

R Where is Peter?

PAUSE 00'03"

Wm: Peter, stop playing now or you will be too tired to go to the park.

Boy: OK, let me get my ball. It's behind the rocks.

Wm: And try not to get all this sand from the beach in the car.

Boy: OK, I'll wash my feet before I get into the car.

Wm: Thanks.

PAUSE 00'03"

R Can you see the tick? Now you listen and tick the box.

PAUSE 00'03"

[REPEAT FROM HERE]

R One. Which sport was Peter playing?

PAUSE 00'03"

Wm: Did you win your game?

Boy: Yes. The score was eight to three. I like playing volleyball.

Wm: Yes, you're very good at it. But all your friends play football and hockey.

PAUSE 00'03"

R Two. What's Peter going to eat?

PAUSE 00'03"

Boy: I'm hungry, Mum. What's for lunch?

Wm: Well, your father's going to have some nice fish, and there's pasta from yesterday.

Boy: It sounds good, but is there any pizza in the fridge?

Wm: Yes, there are a few pieces here if you prefer.

Boy: That's nice! Pizza is my favourite food!

PAUSE 00'03"

R Three. What's Peter going to do after lunch?

PAUSE 00'03"

Boy: I'm going to go to Tony's house to see the game after lunch, Mum.

Wm: I remember. Who will play?

Boy: Sky Town and Sea Village. It's on TV.

Wm: OK. But you must do your homework tomorrow.

PAUSE 00'03"

R Four. What time will Peter leave?

PAUSE 00'03"

Boy: What time is it, Mum?

Wm: It's five o'clock. You should get ready to leave.

Boy: OK, I'll leave at quarter past five.

Wm: Good. The game will start at half past five.

PAUSE 00'03"

R Five. Who will Peter be with?

PAUSE 00'03"

Boy: Tony's father wants to watch the game with us, too.

Wm: What about his sister and mum?

Boy: No, they don't like football. And his mum will take his sister to after-school club. She is learning to dance.

Wm: OK, so it will be just the three of you.

PAUSE 00'03"

R Now listen to Part 4 again.

PAUSE 00'03"

[REPEAT PART 4 WITH NO PAUSES AFTER THE QUESTIONS]

That is the end of Part 4.

PAUSE 00'05"

Part 5

Listen and look at the picture. There is one example.

PAUSE 00'03"

Man: Look at the fish above the plants.

Girl: I see five fish there.

Man: Good. Colour the smallest two fish green.

Girl: Right. The smallest two are green.

PAUSE 00'03"

R Can you see the two green fish? This is an example. Now you listen and colour and write.

PAUSE 00'03"

[REPEAT FROM HERE]

R One

Man: Now look at the dolphin.

Girl: I see it.

Man: Well, colour its tail pink.

Girl: Its tail? OK.

PAUSE 00'15"

R Two

Girl: Can I write something now?

Man: Yes, do you see the island?

Girl: Oh I see it! It's at the top of the picture.

Man: That's correct. I want you to write 'Dream' before the word 'Island'.

Girl: OK. I will do it now.

PAUSE 00'15"

R Three

Man: Now find the octopus.

Girl: OK. It's next to the shark.

Man: Yes. Colour its legs purple.

Girl: Only the legs?

Man: That's right.

PAUSE 00'15"

R Four

Man: Do you see the fish with spots on it?

Girl: The one that is above the shark?

Man: Yes. I want you to colour the fish blue.

Girl: That's a good idea! That will look nice!

PAUSE 00'15"

R Five

Girl: Can I write something now?

Man: Yes, do you see the box of treasure?

Girl: Oh I see it! It's at the bottom of the picture, on the right.

Man: That's correct. I want you to write 'treasure' on the part of the box that is near us.

Girl: OK. I will do it now.

R Now listen to Part 5 again. **PAUSE 00'03"**

[REPEAT PART 5 WITH ONLY 00'10" PAUSES]

That is the end of the Flyers Practice Listening Test 5.

TEST 6

R Hello. This is the Cambridge Flyers Practice Listening Test 6.

Part 1

Listen and look. There is one example.

PAUSE 00'03"

Boy: Oh! I'm so happy we came to the zoo, Daddy!

Man: Yes, it was a good idea. I think many of your friends are here.

Boy: Yes, they are. Look! There's George! He's holding a large, green snake!

Man: Oh yes, he's wearing a red hat, isn't he?

Boy: That's him! He's smiling, so I think he's having fun!

PAUSE 00'03"

R Can you see the line? This is an example.

Now you listen and draw lines.

PAUSE 00'03"

[REPEAT FROM HERE]

Boy: There's Holly! She looks frightened!

Man: The one who is jumping in the air?

Boy: Yes. She's wearing a yellow T-shirt and she is waving her arms.

Man: She doesn't like snakes, does she?

Boy: She hates snakes.

PAUSE 00'05"

Man: Who's that boy standing over there?

Boy: With his friend?

Man: Yes. He is looking at the lions.

Boy: The one who's holding a green balloon?

Man: No, the one who is wearing blue trousers and a blue sweater.

Boy: Oh, that's William. He's making a funny face, isn't he?

PAUSE 00'05"

Boy: There's Mary! Over there, by the bears!

Man: The blonde girl who is wearing a pink and white striped shirt?

Boy: No. Mary is blonde, but she is wearing a pink and white striped skirt.

Man: Yes, I can see her. She is pointing at the large bear.

Boy: That's right. I think the bear is hungry; he's eating a fish!

PAUSE 00'05"

Man: Do you know the boy who is looking at the bears?

Boy: The one who is with Mary?

Man: No, the other boy with the blonde girl.

Boy: I can only see his back, but I know it's Bill.

Man: I think he likes the bears!

Boy: Yes, he loves animals!

PAUSE 00'05"

Man: I think that boy likes animals too!

Boy: Which boy?

Man: The one next to the hippo pool.

Boy: Is he giving the hippos fish?

Man: No, he's taking a photo of the hippos.

Boy: Oh yes, that's Peter. He's in my class!

PAUSE 00'05"

R Now listen to Part 1 again. **PAUSE 00'03"**

[REPEAT PART 1 WITH ONLY 00'03" PAUSES]

That is the end of Part 1. **PAUSE 00'05"**

Part 2

Listen and look. There is one example.

PAUSE 00'03"

Man: Wake up Ben!

Boy: What time is it, Dad?

Man: It's late! It's 11 o'clock.

Boy: But I don't go to school today!

Man: I know, but we are going to go to the hospital.

PAUSE 00'03"

R Can you see the answer? Now you listen and write. **PAUSE 00'03"**

[REPEAT FROM HERE]

Boy: Why? What's happened?

Man: Your aunt is there. She has a broken leg. She broke it when she was painting a wall at home. She was standing on the stairs and she fell.

Boy: Oh no! Let's go and see her! What time can we visit her?

Man: We can visit her from midday until 3 o'clock in the afternoon.

Boy: Shall we bring her some chocolate?

Man: Yes, I think we should take her a present. But I think she would prefer flowers. We can buy them from the shop opposite the hospital. I don't want to buy her flowers from the supermarket.

Boy: OK! We could bring her a book. She loves to read!

Man: That's a good idea! Let's leave now because I must be home again at half past six.

Boy: OK! Let's go!

PAUSE 00'05"

R Now listen to Part 2 again. **PAUSE 00'03"**

[REPEAT PART 2]

That is the end of Part 2. **PAUSE 00'05"**

Part 3

Listen and look. There is one example.

PAUSE 00'03"

R Where did Mary get her things?

Wm: Oh, look at all these lovely things you have, Mary!

Girl: Yes, I collect things I like and I put them in my bedroom.

Wm: Where did you find this lovely shell? On the beach?

Girl: No, it was a present from Grandma! She loves shells too!

PAUSE 00'03"

R Can you see the letter D? Now you listen and write a letter in each box.

PAUSE 00'03"

[REPEAT FROM HERE]

Girl: Do you like this silver ring, Mum?

Wm: Yes, but it looks expensive!

Girl: Yes, I bought it yesterday.

Wm: Oh I know! At the shop in town.

Girl: No, the rings are too expensive there. I got this at a street market.

PAUSE 00'03"

Wm: Oh, what beautiful chopsticks! Can you eat with these?

Girl: I don't want to eat because they are so beautiful!

Wm: I don't remember you buying these in town?

Girl: Well... I did get them in town.

Wm: Oh Mary! You took them from the restaurant we went to last Saturday!

Girl: Sorry, Mum. They looked so beautiful!

PAUSE 00'03"

Wm: Now, where did you find this umbrella?

Girl: That nice blue one?

Wm: Yes, Mary.

Girl: I bought it!

Wm: At the street market?

Girl: I saw some umbrellas like this at the market, but I got an umbrella from school. Some children were selling things because they need money to go on a school trip.

PAUSE 00'03"

Wm: This is a nice ball! Is it new?

Girl: No, it isn't. It's a very expensive football!

Wm: Oh. Where did you get it?

Girl: I found it in the park. I saw some children playing with it. They left it there! I took it with me, but I will go to the park tomorrow and I will try to find them.

PAUSE 00'03"

Girl: Mum, did you see this little boat? It's made of wood!

Wm: Oh, how lovely! Where did you buy that?

Girl: My friend Jim, who is in my class, made it for me! It was a birthday present!

Wm: That was nice of him!

PAUSE 00'03"

R Now listen to Part 3 again. **PAUSE 00'03"**

[REPEAT PART 3]

That is the end of Part 3. **PAUSE 00'05"**

Part 4

Listen and look. There is one example.

PAUSE 00'03"

R What do they decide to do?

PAUSE 00'03"

Wm: It's the first day of your school holiday! I think we should do something together.

Girl: Yes, that's a good idea. What shall we do?

Wm: We could go to the cinema. I know you love films and there's a children's cartoon on at 3 o'clock this afternoon.

Girl: I like the cinema, but only when it's raining or cold. Today, it's a lovely, sunny day! Can't we do something else?

Wm: Do you want to swim in the lake?

Girl: That's a good idea, but I would prefer to go and play in the park.

Wm: OK then. Let's do that!

PAUSE 00'03"

R Can you see the tick? Now you listen and tick the box.

PAUSE 00'03"

[REPEAT FROM HERE]

R One. What time will the grandparents visit the family?

PAUSE 00'03"

Wm: We can go now. Your grandparents will visit us this afternoon, so we must be back by then.

Girl: What time will they come?

Wm: Well, Grandpa said he and Grandma would leave their house at 2 p.m.

Girl: So they will be here at 2.30 p.m.?

Wm: No, it takes one hour to get here so they will be here at 3 p.m.

Girl: Oh, good! So we don't have to come back early, then!

PAUSE 00'03"

R Two. What will they do with the grandparents?

PAUSE 00'03"

Girl: Can we go for a picnic with Grandpa and Grandma?

Wm: But we usually have lunch at 1 p.m. It will be too late to go for a picnic.

Girl: Then let's all go to the zoo!

Wm: That's a good idea. We can also go shopping later as the shopping centre is opposite the zoo.

Girl: Oh please, no! I hate shopping! Let's go another day!

Wm: Oh, OK. But only because it's your holiday!

PAUSE 00'03"

R Three. What will they do in the evening?

PAUSE 00'03"

Girl: Will Grandpa and Grandma leave in the evening?

Wm: No, they're going to stay with us tonight.

Girl: Oh good! Then Grandma can read me a story from my new book!

Wm: I think she may be tired after her journey. Also, I think Grandpa and Grandma will be hungry.

Girl: Will we have dinner together?

Wm: Yes.

PAUSE 00'03"

R Four. What will they eat for dinner?

PAUSE 00'03"

Girl: I'm hungry now!

Wm: But you've just eaten breakfast!

Girl: I'm always hungry!

Wm: I know. Well, you will have a nice, big dinner this evening.

Girl: What will we have to eat? Oh, I know... fish and chips!

Wm: You know Grandma hates fish! No, we will have chicken because everyone likes it.

Girl: Oh, not again! Can't we have pizza?

Wm: No, I want to make a nice meal for your grandparents. We can have pizza tomorrow.

PAUSE 00'03"

R Five. What time will the girl go to bed?

PAUSE 00'03"

Girl: Can I go to bed later this evening because Grandpa and Grandma will be with us?

Wm: Yes, but not too late.

Girl: Good! Can I go to bed at 10 p.m. so I can watch TV after dinner?

Wm: No. That's too late. We will finish dinner at 8 p.m. You can watch TV until 9 p.m. then you must go to bed after.

Girl: Oh no!

Wm: Sorry, but we must get up early tomorrow. Grandpa and Grandma will leave early to go home.

Girl: Oh, OK then.

PAUSE 00'03"

R Now listen to Part 4 again. **PAUSE 00'03"**

[REPEAT PART 4 WITH NO PAUSES AFTER THE QUESTIONS]

That is the end of Part 4. **PAUSE 00'05"**

Part 5

Listen and look at the picture. There is one example.

PAUSE 00'03"

Boy: I like this picture, Mum! It's an airport and there are so many people there!

Wm: Yes. Why don't you colour the picture?

Boy: That's a good idea. What shall I colour first?

Wm: I know. You can colour that woman's bag red.

Boy: The woman who is sitting on the seat?

Wm: Yes, that one.

PAUSE 00'03"

R Can you see the woman's red bag? This is an example. Now you listen and colour and write.

PAUSE 00'03"

[REPEAT FROM HERE]

R One

Boy: I want to colour something else!

Wm: OK. Why don't you colour that man's rucksack purple?

Boy: Where is he?

Wm: He's over there, behind the woman who is sitting. He's also carrying a suitcase in his hand.

Boy: Oh yes, I can see him now!

PAUSE 00'15"

R Two

Wm: Now you can write something.

Boy: What shall I write?

Wm: Do you see that wall? It says '4 to 12' on it. Write 'Gates' in front of the number 4.

Boy: OK.

PAUSE 00'15"

R Three

Boy: What shall I do now?

Wm: Do you see that man who is sitting down?

Boy: Oh yes. The man who is speaking on the phone.

Wm: That's right. Colour his phone green.

Boy: OK then!

PAUSE 00'15"

R Four

Wm: I'd like you to write something else now. Can you see the two police officers next to the man with the rucksack?

Boy: Yes, I can.

Wm: They are at the police station. I want you to write 'Police' above them.

Boy: OK. I will do that now.

PAUSE 00'15"

R Five

Wm: I think it would be a good idea to colour something now.

Boy: Yes, I would like that. What shall I colour?

Wm: Well, let me think... I know. Colour the suitcase which is on the floor blue.
Boy: Which suitcase? I can see two.
Wm: Not the one which is open. Colour the one which is closed. The one with two cups of coffee and a magazine on it.
Boy: OK then! The picture looks good now, doesn't it, Mum?
Wm: Yes, it does. Well done!
R Now listen to Part 5 again.
PAUSE 00'03"
[REPEAT PART 5 WITH ONLY 00'10" PAUSES]
 That is the end of the Flyers Practice Listening Test 6.

TEST 7

R Hello. This is the Cambridge Flyers Practice Listening Test 7.

Part 1

Listen and look. There is one example.

PAUSE 00'03"

Man: Emma, where's your friend, Betty?
Girl: Oh, she's standing over there, next to the boy who's pulling his toys in a toy truck.
Man: Oh yes, I can see her now! She's eating an ice cream and wearing a yellow dress.
Girl: Yes, you are right. That's Betty.

PAUSE 00'03"

R Can you see the line? This is an example.
 Now you listen and draw lines.

PAUSE 00'03"

[REPEAT FROM HERE]

Man: That boy over there looks very happy!
Girl: Oh, you mean the one who is standing next to the little girl who is flying a kite?
Man: No, I mean the little boy wearing a green shirt and brown shorts, who is riding a bicycle.
Girl: Oh, that's Richard. He's just got a bicycle for his birthday!

PAUSE 00'05"

Man: What a lovely little kitten over there! Do you see the two girls playing with it?

Girl: One of them is my friend, Lucy.

Man: Oh? The one who is wearing shorts?

Girl: No, Lucy is the little girl wearing a blue dress.

PAUSE 00'05"

Man: So who is the other girl who is playing with the kitten?

Girl: Oh, the girl in a red shirt and white shorts?

Man: Yes. She looks happy.

Girl: That's Mary. She's very nice and she's very good at sport!

PAUSE 00'05"

Man: That boy over there looks tired!

Girl: The one who is lying down with a hat on his face and is wearing a striped T-shirt?

Man: No. He is lying on the ground next to that boy but he is wearing a white T-shirt.

Girl: Oh, that's Fred. He's always tired!

PAUSE 00'05"

Man: The other girl who is lying next to the two boys also looks tired!

Girl: Yes, but she's not lying down. She's sitting!

Man: Oh, yes. What's her name?

Girl: That's Anna. She always sleeps in class!

PAUSE 00'05"

R Now listen to Part 1 again.

PAUSE 00'03"

[REPEAT PART 1 WITH ONLY 00'03" PAUSES]

That is the end of Part 1.

PAUSE 00'05"

Part 2

Listen and look. There is one example.

PAUSE 00'03"

Wm: Hello, Jim. Your son, Paul, told my daughter that all the children in his school will go to a farm next weekend.

Man: Yes. It will be lovely if the weather is good. They will stay on the farm for 3 nights, from Friday evening to Sunday evening.

Wm: Oh? That will be great!

PAUSE 00'03"

R Can you see the answer? Now you listen and write.

PAUSE 00'03"

[REPEAT FROM HERE]

Wm: What will they do there?

Man: They will learn to look after the farm animals and about farm work. They have many different animals there. There are lots of sheep, cows, chickens and also goats!

Wm: Oh! What is the name of the farm? I think Lucy, my daughter, might like to go, too.

Man: It's called 'Rainbow'.

Wm: What a lovely name! Is it far from here?

Man: No. It takes 30 minutes in the car. It's not far from Green Town.

Wm: Oh, yes! I know where it is now. Is it open during the week?

Man: It is open every weekday but you can only visit it from 11 in the morning until 3 in the afternoon.

Wm: Lucy doesn't finish school until 3.30! She will have to go at the weekend. When is it open at the weekend?

Man: On Saturday and Sunday it opens at 10 but on Saturday it closes at 5 and on Sunday it closes earlier, at 4.

Wm: Have you got the phone number of the farm?

Man: Yes, I have it here, on my phone... It's 559829.

Wm: Great! I'll tell Lucy about it. I'm sure she will be very excited and want to go!

PAUSE 00'05"

R Now listen to Part 2 again. **PAUSE 00'03"**

[REPEAT PART 2]

That is the end of Part 2. **PAUSE 00'05"**

Part 3

Listen and look. There is one example.

PAUSE 00'03"

R What did Mrs. Sky's family buy at the street market?

Man: Hello Mrs. Sky! How are you?

Wm: Hello Mr. Black. I'm fine, thanks. I've just been to a great street market!

Man: Your boys too? I thought they didn't like shopping! But William, I know, loves music. Did he get some CDs?

Wm: Well, William wanted to buy some CDs but then he saw an old camera that wasn't very expensive and so he bought that.

PAUSE 00'03"

R Can you see the letter H? Now you listen and write a letter in each box.

PAUSE 00'03"

[REPEAT FROM HERE]

Wm: Jack was angry he didn't see the camera first as he wanted one when he saw William's.

Man: What did he buy, then?

Wm: In the end, he bought some books as he likes to read.

PAUSE 00'03"

Man: So what did your son Tom buy?

Wm: Well, Tom's very young so he was only interested in the toys. He saw a toy train and he wanted to buy it, but it was too expensive. So he bought a lovely red toy car because it was much cheaper.

PAUSE 00'03"

Man: You have a little girl, don't you?
Wm: Yes, Anna.
Man: What did she buy?
Wm: Of course she bought a doll! She loves them!
Man: I'm not surprised! My little girl loves dolls too.
PAUSE 00'03"
Man: Oh, you said Mr. Sky bought something, too?
Wm: Yes. I thought he wouldn't be interested in shopping. He didn't want to buy anything at first. Then he decided to buy a clock for his desk at work. He doesn't like to wear a watch and prefers to have a clock!
Man: Really? Oh! I always wear a watch!
PAUSE 00'03"
Man: I forgot to ask; what did you buy?
Wm: You know me! I love clothes! I looked at lots of clothes but in the end I decided to buy a nice green coat. It was a lovely dark green colour. It will be good for the winter when it's very cold.
Man: I think that I might go to the market... When is it?
Wm: Every Saturday afternoon from 2.00 – 5.00.
Man: Great! I'll take my family there next Saturday! I'm sure they'll love it!
PAUSE 00'03"
R Now listen to Part 3 again. **PAUSE 00'03"**
[REPEAT PART 3]
 That is the end of Part 3. **PAUSE 00'05"**

Part 4

Listen and look. There is one example.
PAUSE 00'03"
R What is William's dad doing?
PAUSE 00'03"
Boy: Hello Mum. You look tired!
Wm: Hello William. Yes, I've just come home from work. I have to clean the house and cook the dinner now. Your dad can't help because he is ill and he's lying in bed.
Boy: Oh, can I help?
Wm: Yes, please! Thank you, William.
PAUSE 00'03"
R Can you see the tick? Now you listen and tick the box.
PAUSE 00'03"
[REPEAT FROM HERE]
R One. What will William wash?
PAUSE 00'03"
Boy: Do you want me to wash the plates or the knives and forks?
Wm: I've just done them but could you wash the vegetables for me?
Boy: OK. I will do it! I'm washing them in water now. They are very dirty, aren't they? Oh! Look how clean they are! They're ready to eat!
Wm: (laughing) No, William. I must cook them first!
PAUSE 00'03"
R Two. Where is the big plate?
PAUSE 00'03"
Wm: Now, could you put the vegetables on that big plate over there?
Boy: The one on the fridge or the one on the shelf?
Wm: No, the one on the table.
Boy: OK, Mum!
PAUSE 00'03"
R Three. What will William's mum cook?
PAUSE 00'03"
Boy: What will you cook, Mum? Will you make pasta with vegetables?
Wm: I always cook pasta! This time I will do something different.
Boy: I hope you will cook chicken or pizza.
Wm: Then, you will like dinner tonight. It will be pizza with vegetables on top, because we ate chicken last night.
Boy: Oh, good! I can't wait for dinner!
PAUSE 00'03"

R Four. What time will they have dinner?
PAUSE 00'03"
Boy: Mum, I'm hungry! When are we going to eat?
Wm: I think at 7.00. I know we usually eat dinner at 6.00 or 6.30, but your dad won't want to eat now. I thought we might eat later tonight.
Boy: OK, but I'm really hungry!
PAUSE 00'03"
R Five. What will William eat before dinner?
PAUSE 00'03"
Boy: Mum, can I eat something now? There's a banana over there.
Wm: Don't eat before dinner because you won't feel hungry later.
Boy: Please!
Wm: OK. You can eat some cheese but don't have any bread with it!
Boy: All right. Can I do anything else?
Wm: No, thank you William. But remember don't eat anything else before dinner!
Boy: OK Mum!
PAUSE 00'03"
R Now listen to Part 4 again.
PAUSE 00'03"
[REPEAT PART 4 WITH NO PAUSES AFTER THE QUESTIONS]
 That is the end of Part 4. **PAUSE 00'05"**

Part 5

Listen and look at the picture. There is one example.
PAUSE 00'03"
Man: That's a nice picture, Emma!
Girl: Yes, but I don't know what colours to use.
Man: Start with the flags.
Girl: The flags that are on the wall?
Man: No. The flags on the table. Colour the flags red.
Girl: Yes. That looks good. What shall I colour now?
PAUSE 00'03"
R Can you see the red flags on the table? This is an example. Now you listen and colour and write.
PAUSE 00'03"
[REPEAT FROM HERE]
R One
Man: Do you see the two boys who are laughing? One is sitting down and is wearing glasses.
Girl: Yes. Shall I colour the boy's glasses blue?
Man: No, colour the sweater of the boy next to him blue.
Girl: OK! I'll do that!
PAUSE 00'15"
R Two
Girl: Shall I colour the table brown?
Man: No, I want you to write something now.
Girl: OK.
Man: Do you see the book on the table?
Girl: Yes, I do.
Man: I want you to write 'picture book' on it.
Girl: Yes, OK.
PAUSE 00'15"
R Three
Girl: Now what shall I do next?
Man: I would like you to colour something.
Girl: OK. That's a good idea!
Man: OK. I will find something for you to colour. Let's see... I know! Colour the pencils and pens next to the picture book.
Girl: What colour?
Man: How about colouring them green?
Girl: OK. I will do that!
PAUSE 00'15"
R Four
Man: Do you see the man who is holding a small girl?
Girl: Yes, both the man and the girl are smiling. What shall I colour the man's T-shirt?

Man: I think you should colour the girl's dress pink.
 Girl: Yes, that's nice!
PAUSE 00'15"
 R Five
 Man: Now I want you to write something again.
 Girl: OK!
 Man: Now, do you see where it says 'drawing' on the board?
 Girl: Yes!
 Man: I want you to write the word 'lesson' under the word 'drawing'.
 Girl: OK! That's easy!
 R Now listen to Part 5 again. **PAUSE 00'03"**
[REPEAT PART 5 WITH ONLY 00'10" PAUSES]
 That is the end of the Flyers Practice Listening Test 7.

TEST 8

R Hello. This is the Cambridge Flyers Practice Listening Test 8.

Part 1

Listen and look. There is one example.

PAUSE 00'03"

Man: Hello. I'm Tom's dad. Happy birthday! This is a great party!

Girl: Thank you. Yes, all of my friends are here!

Man: Is that your dog, too?

Girl: Yes, that's my little brother Ben playing with him. Can you guess how old he is?

Man: I guess he's about 6.

Girl: Yes. You're right. Ben's 6. His birthday was in April.

PAUSE 00'03"

R Can you see the line? This is an example. Now you listen and draw lines.

PAUSE 00'03"

[REPEAT FROM HERE]

Man: And is that his friend?

Girl: Who? Oh, that boy who is arriving now with the girls? Yes, that's his friend Paul. The girls are his sisters.

Man: He is holding a present. It must be for you.

PAUSE 00'05"

Man: And I guess that's your mum Betty over there?

Girl: Yes, she's wearing a dress.

Man: The one with flowers on it?

Girl: Yes, that's right.

PAUSE 00'05"

Man: Who is she talking to?

Girl: Oh, that's my big brother, Robert. He's very tall for his age. He's the tallest in the family.

Man: Yes, he is.

PAUSE 00'05"

Man: Oh look! Those boys are having fun in the water. Look at him throw the ball!

Girl: Yes, but they must be careful because my friend Mary is swimming near them. She's not a very good swimmer.

Man: OK. Let's go and tell him to be careful.

PAUSE 00'05"

Man: What's the name of the boy who is jumping in the pool?

Girl: Who? The boy who is wearing red shorts?

Man: Yes. He also has black hair.

Girl: Oh, that's Jim. Swimming is his favourite hobby.

PAUSE 00'05"

R Now listen to Part 1 again.

PAUSE 00'03"

[REPEAT PART 1 WITH ONLY 00'03" PAUSES]

That is the end of Part 1.

PAUSE 00'05"

Part 2

Listen and look. There is one example.

PAUSE 00'03"

Man: Hello! Do you know anything about the new gym that has opened near the school?

Wm: Of course. My son has just become a member.

Man: Oh good. My children want to join. Is it expensive?

Wm: No, it's cheap.

Man: Oh, that's nice.

Wm: And for two children is much cheaper.

PAUSE 00'03"

R Can you see the answer? Now you listen and write.

PAUSE 00'03"

[REPEAT FROM HERE]

Wm: My daughter has joined too. She has swimming classes there.

Man: What other classes are there?

Wm: There are tennis classes.

Man: That sounds interesting. What time is the swimming class?

Wm: It's on Thursday and Saturday at 5 o'clock.

Man: Great. What time does the gym open every day?

Wm: I think at 8.00 a.m. Classes start at 8.30.

Man: And what's the name of the gym? I want to look at their website.

Wm: It's called Queens Gym. Queen as in King and Queen. It's because it's next to Queens Park.

Man: Do you have the phone number?

Wm: Yes. 56778902.

Man: OK. Thanks a lot.

PAUSE 00'05"

R Now listen to Part 2 again. **PAUSE 00'03"**

[REPEAT PART 2]

That is the end of Part 2. **PAUSE 00'05"**

Part 3

Listen and look. There is one example.

PAUSE 00'03"

R What did each person in Robert's family do last weekend?

Wm: Hello Robert! How are you? Did you have a good weekend?

Boy: Hello. Yes. It was great. I slept in a tent all weekend with my family, on a beach.

Wm: Lucky you! I love camping and sleeping outside! Did you go fishing?

Boy: I didn't go fishing because I find it boring. But I like eating fish!

PAUSE 00'03"

R Can you see the letter C? Now you listen and write a letter in each box.

PAUSE 00'03"

[REPEAT FROM HERE]

Wm: What did your dad do? He likes walking, doesn't he?

Boy: Yes. He put on his rucksack and took a picnic with it. He loves adventures. He went alone and walked a very long way.

Wm: That's great. My dad just watches TV all weekend!

PAUSE 00'03"

Wm: And what about your mum?

Boy: She went to a class in the village. She learnt to make different meals using vegetables. She also made a great apple cake, so we had a nice meal on Saturday. We made a fire outside our tent and sat and ate her delicious food and sang songs.

Wm: Sounds fantastic!

PAUSE 00'03"

Wm: And did your little sister have a good time?

Boy: Betty? Yes, she made castles in the sand and played with her dolls. She was with my older sister who was looking after her.

PAUSE 00'03"

Wm: What's the name of your sister?
Man: Her name is Holly.
Wm: Oh, I think Holly must be so bored looking after your little sister.
Boy: Oh, no. Holly doesn't mind. She likes reading. So she lay on the beach reading and Betty played next to her.
Wm: Well, so Holly had a great time too. Didn't she?
Boy: Of course she did.

PAUSE 00'03"

Wm: And what about your elder brother Richard? Did he swim with you?
Boy: No. Richard doesn't like swimming. He went to the museum in the village. But most of the weekend he painted pictures. He's an artist, you see. He said the countryside was great and he sat outside drawing and painting the sea.

Wm: Oh, that's nice!

PAUSE 00'03"

R Now listen to Part 3 again. **PAUSE 00'03"**
[REPEAT PART 3]

That is the end of Part 3. **PAUSE 00'05"**

Part 4

Listen and look. There is one example.

PAUSE 00'03"

R Where are the children?

PAUSE 00'03"

Boy: Hello. Do you know what time the school library opens?

Girl: Oh! I think at 9.00. I'm going to be there, too. Then I'm going to Mrs Smith's office.

Boy: Let's go together. Can I finish my snack first?

Girl: OK. I'm going to drink an orange juice.

PAUSE 00'03"

R Can you see the tick?

Now you listen and tick the box.

PAUSE 00'03"

[REPEAT FROM HERE]

R One. Where is the boy's pencil?

PAUSE 00'03"

Boy: Oh dear. I left my pencil in the classroom.

Girl: Are you sure? I didn't see it.

Boy: It might be in the school bus.

Girl: Are you sure it's not in your bag?

Boy: No. I took it out in the bus.

PAUSE 00'03"

R Two. What does Mrs Lily teach?

PAUSE 00'03"

Boy: Do we have a lesson with Mrs Lily now?

Girl: No. Now we have history with Mrs Smith, then maths with Mr Brown and then we have Mrs Lily.

Boy: OK. But I left my music book at home.

Girl: Don't worry. Mrs Lily will give you one.

PAUSE 00'03"

R Three. What are the children going to do together?

PAUSE 00'03"

Girl: Did you enjoy your dance class last night?

Boy: Yes, it was fun. But I prefer football.

Girl: Football is fun but I like tennis best.

Boy: Shall we play tennis together after my dance class?

Girl: Great idea!

PAUSE 00'03"

R Four. What did the boy eat?

PAUSE 00'03"

Girl: Why aren't you eating lunch? The soup is really good!

Boy: I don't feel well. I have a stomach ache.

Girl: What did you eat for breakfast?

Boy: I brought some fruit to school but I ate an ice cream.

Girl: Well, I'm not surprised you are not feeling well!

PAUSE 00'03"

R Five. What is the girl painting?

PAUSE 00'03"

Girl: Do you know about the school painting competition?

Boy: Yes, I know! I'm going to paint a dinosaur.

Girl: That's interesting. Robert is painting a desert island.

Boy: What about you?

Girl: My garden, I think.

PAUSE 00'03"

R Now listen to Part 4 again. **PAUSE 00'03"**

[REPEAT PART 4 WITH NO PAUSES AFTER THE QUESTIONS]

That is the end of Part 4. **PAUSE 00'05"**

Part 5

Listen and look at the picture. There is one example.

PAUSE 00'03"

Man: Can you see the hospital?

Girl: Yes, I can. It's very big and it's busy.

Man: That's right. That's an ambulance outside with a cross on it.

Girl: Is it waiting for someone?

Man: Yes, it is. I would like you to colour the cross red.

Girl: OK.

PAUSE 00'03"

R Can you see the cross? This is an example.

Now you listen and colour and write.

PAUSE 00'03"

[REPEAT FROM HERE]

R One

Man: Now, do you want to colour something else?

Girl: Yes, please! Shall I colour the nurse's hair?

Man: Which nurse?

Girl: The one who is talking to the doctor. I'll colour it black.

Man: OK. Colour her hair black.

PAUSE 00'15"

R Two

Man: Now would you like to write something?

Girl: What? A word?

Man: Yes. Look at the picture. Do you see the cross that you coloured red?

Girl: Yes.

Man: Can you write the word 'ambulance' above it?

Girl: OK. I'm doing that now.

PAUSE 00'15"

R Three

Man: OK. Now, can you see the dog?

Girl: The one which is sitting outside the door?

Man: Yes. That's right. Can you colour it brown?

Girl: Yes. I like dogs.

PAUSE 00'15"

R Four

Man: Can you see the boy who has hurt his leg?

Girl: The one in front of the taxi?

Man: Yes. Can you colour his T-shirt blue?

Girl: Yes. Light blue or dark blue?

Man: Any colour you like.

Girl: I prefer green. I want to colour it green.

Man: OK. Colour it green then.

PAUSE 00'15"

R Five

Man: Now, I would like you to write something again.

Girl: OK. What would you like me to write?

Man: Do you see that space above the hospital door?

Wm: Yes. Would you like me to write 'hospital'?

Man: Yes, that's right.

Girl: OK, then!

R Now listen to Part 5 again.

PAUSE 00'03"

[REPEAT PART 5 WITH ONLY 00'10" PAUSES]

That is the end of the Flyers Practice Listening Test 8.

Part	Examiner does this	Examiner says this	Minimum response expected from child	Back-up questions
	Usher brings in and introduces candidate to examiner.	Usher to examiner: Hello. This is (child's name*) .		
	Candidate enters.	Examiner: Hello, *. My name's Jane / Ms Smith. What's your surname? How old are you, *?	Hello. Green Eleven	What's your family name? Are you eleven?
1	Shows candidate both Find the Differences pictures.	Now, here are two pictures. My picture is nearly the same as yours, but some things are different.		1. Point at relevant difference(s). 2. Repeat statement. 3. Ask back-up question.
	Points to the ball.	For example, in my picture, there is a ball, but in your picture, there is not. OK?		
		I'm going to say something about my picture. You tell me how your picture is different.		
	Describes things without pointing.	In my picture, there are three boats on the water.	In my picture, there are two (boats).	How many boats are there?
		In my picture, the sky is sunny.	In my picture, it is cloudy.	Is it sunny / Is the sky sunny?
		In my picture, there is a watermelon. It is next to a glass of juice.	In my picture, it is next to some biscuits / cookies.	What is the watermelon next to?
		In my picture, the flowers are purple.	In my picture, they are blue.	What colour are the flowers?
2	Shows candidate both personal information pages. Then points to candidate's information page.	Nick and Jill have different jobs. I don't know anything about Nick, but you do. So I'm going to ask you some questions.		
	Points to the boy on candidate's Information page. Asks the questions.	How old is he?	(He's) 28	Points at the Information if necessary.
		Is Nick married?	No, (he isn't)	
		What's his job?	(He's an) engineer	
		Where does he live?	In the city	
		What's his favourite colour?	(It's) green	
	Points to the girl on candidate's information page.	Now you don't know anything about Jill, so you ask me some questions.		
	Responds using information on examiner's information page.	(She's) thirty-one Yes, (she is) (She's a) nurse In a village (It's) purple	How old is Jill? Is she married? What's her job? Where does she live? What's her favourite colour?	Points at the Information cues if necessary.

* Remember to use the child's name throughout the test.

Part	Examiner does this	Examiner says this	Minimum response expected from child	Back-up questions
3	Shows candidate Picture Story . Allows time to look at the pictures.	<p>These pictures tell a story. It's called 'Harry is Late.' Just look at the pictures first.</p> <p>Harry wakes up late. He has to go to school and he has to hurry.</p> <p>Now you tell the story.</p>	<p>He's running outside because the bus is leaving!</p> <p>The bus left before Harry went to the bus stop.</p> <p>Harry's lesson started early and he was late!</p> <p>Harry's sitting down at his desk.</p> <p>His teacher is not happy when he is late for school.</p> <p>Harry's at home, his parents are waiting for him.</p> <p>They are angry with him because he was late for school.</p>	<p>1. Points at the pictures. 2. Asks questions about the pictures.</p> <p>Why is Harry running?</p> <p>Did the bus leave without Harry?</p> <p>Did lessons start before Harry got there?</p> <p>Where is Harry now?</p> <p>Is his teacher happy with him?</p> <p>Where is Harry now?</p> <p>Why are his parents angry with him?</p>
4	Puts the pictures away and turns to the candidate.	<p>Now let's talk about your holiday.</p> <p>Where do you go for your holiday?</p> <p>Who do you go with?</p> <p>What do you do there?</p> <p>Tell me more about your holiday.</p>	<p>to the river</p> <p>my family</p> <p>go fishing</p> <p>We sleep in a tent. My dad cooks fish on a fire. We pick up flowers.</p>	<p>Do you go to the river?</p> <p>Do you go with your family?</p> <p>Do you go fishing?</p> <p>Where do you sleep? What do you eat?</p> <p>What else do you do?</p>
		OK. Thank you, *. Goodbye.	Goodbye. Leaves.	

* Remember to use the child's name throughout the test.

Part	Examiner does this	Examiner says this	Minimum response expected from child	Back-up questions
	Usher brings in and introduces candidate to examiner.	Usher to examiner: Hello. This is (child's name*).		
	Candidate enters.	Examiner: Hello, *. My name's Jane / Ms Smith. What's your surname? How old are you, *?	Hello. Green Eleven	What's your family name? Are you eleven?
1	Shows candidate both Find the Differences pictures.	Now, here are two pictures. My picture is nearly the same as yours, but some things are different.		1. Point at relevant difference(s). 2. Repeat statement. 3. Ask back-up question.
	Points to the cooker.	For example, in my picture, the cooker is black, but in your picture, it's silver. OK?		
	Describes things without pointing.	I'm going to say something about my picture. You tell me how your picture is different.		
		In my picture, there are three cups.	In my picture, there are four (cups).	How many cups are there?
		In my picture, the fridge is big.	In my picture, it's small.	Is the fridge big?
		In my picture, there's a mat on the floor.	In my picture, there's no mat.	Is there a mat?
		In my picture, the girl is brushing her hair.	In my picture, she's looking at a mirror.	What's the girl doing?
2		In my picture, the keys are on the shelf.	In my picture, they're on the table.	Where are the keys?
		In my picture, there is a telephone under the window.	In my picture, there isn't a telephone.	Is there a telephone?
	Shows candidate both car information pages. Then points to candidate's information page.	Richard and Jane have different cars. I don't know anything about Jane's car, but you do. So I'm going to ask you some questions.		Points at the information if necessary.
	Points to the girl on candidate's information page. Asks the questions.	What colour is Jane's car?	(It's) purple	
		Is it big or small?	(It's) small	
		How many doors has it got?	(It's got) four	
		Is her car fast or slow?	(It's) slow	
		Is it new or old?	(It's) new	
	Points to the boy on candidate's information page.	Now you don't know anything about Richard's car, so you ask me some questions.		
	Responds using information on examiner's information page.	(It's) green (It's) big (It's got) two (It's) fast (It's) new	What colour is Richard's car? Is it big or small? How many doors has it got? Is it fast or slow? Is it new or old?	Points at the information cues if necessary.

* Remember to use the child's name throughout the test.

Part	Examiner does this	Examiner says this	Minimum response expected from child	Back-up questions
3	Shows candidate Picture Story . Allows time to look at the pictures.	<p>These pictures tell a story. It's called 'Bill wins the race.' Just look at the pictures first.</p> <p>Bill is running in the park. He sees a paper on a tree that says 'Race tomorrow'.</p> <p>Now you tell the story.</p>	<p>The children are starting the race.</p> <p>Now they are running down the road.</p> <p>Bill is the fastest.</p> <p>He won the race.</p> <p>Bill is hot and tired.</p> <p>He's thinking about water.</p> <p>A man is giving him a gold cup.</p>	<p>1. Points at the pictures. 2. Asks questions about the pictures.</p> <p>What are the children doing?</p> <p>What are they doing now?</p> <p>Who is the fastest?</p> <p>Who won the race?</p> <p>Does Bill look tired?</p> <p>What's he thinking?</p> <p>What's a man giving him?</p>
4	Puts the pictures away and turns to the candidate.	<p>Now let's talk about your school.</p> <p>How do you go to school?</p> <p>What's your favourite subject?</p> <p>What games do you play at school?</p> <p>Tell me more about your school.</p>	<p>by bus</p> <p>science</p> <p>tennis</p> <p>There are a lot of students there. We're learning history. We have a swimming pool.</p>	<p>Do you go by bus?</p> <p>Is it science?</p> <p>Do you play tennis?</p> <p>Are there a lot of students?</p> <p>What are you learning?</p> <p>Do you have a swimming pool?</p>
		OK. Thank you, *. Goodbye.	Goodbye. Leaves.	

* Remember to use the child's name throughout the test.

Part	Examiner does this	Examiner says this	Minimum response expected from child	Back-up questions
	Usher brings in and introduces candidate to examiner.	Usher to examiner: Hello. This is (child's name*).		
	Candidate enters.	Examiner: Hello, *. My name's Jane / Ms Smith. What's your surname? How old are you, *?	Hello. Green Eleven	What's your family name? Are you eleven?
1	Shows candidate both Find the Differences pictures.	Now, here are two pictures. My picture is nearly the same as yours, but some things are different.		1. Point at relevant difference(s). 2. Repeat statement. 3. Ask back-up question.
	Points to the woman's hat.	For example, in my picture, the woman's hat is big, but in your picture, it is small. OK? I'm going to say something about my picture. You tell me how your picture is different.		
	Describes things without pointing.	In my picture, it's sunny. In my picture, there are four firemen. In my picture, the woman is wearing a yellow coat. In my picture, there is a building behind the fire engine. In my picture, the boy in the purple shirt is walking with a dog. In my picture, the boy with the glasses is sitting.	In my picture, it's cloudy. In my picture, there are three firemen. In my picture, her coat is orange. In my picture, there isn't a building behind the fire engine. In my picture, he's walking with a cat. In my picture, he's standing.	What is the weather like? How many firemen are there? What colour is the woman's coat? Is there a building behind the fire engine? What is the boy in the purple shirt doing? What is the boy with the glasses doing?
	Shows candidate both school information pages. Then points to candidate's information page.	Ben and Jane go to different schools. I don't know anything about Ben's school, but you do. So I'm going to ask you some questions.		
	Points to Ben on candidate's information page. Asks the questions.	What sport does Ben play there? Where is his school? Is his school big or small? Where did he go for his school holiday? What's the name of Ben's school?	Football In Boat Street (It's) big To the zoo New Forest School	Points at the information if necessary.
	Points to Jane on candidate's information page.	Now you don't know anything about Jane's school, so you ask me some questions.		
	Responds using information on examiner's information page.	Tennis In East Street (It's) small To a castle London School	What sport does Jane play there? Where's her school? Is her school big or small? Where did she go for her school holiday? What's the name of Jane's school?	Points at the information cues if necessary.

* Remember to use the child's name throughout the test.

Part	Examiner does this	Examiner says this	Minimum response expected from child	Back-up questions
3	Shows candidate Picture Story . Allows time to look at the pictures.	<p>These pictures tell a story. It's called 'Paul gets sick!'. Just look at the pictures first.</p> <p>Paul is walking in the rain. He's cold.</p> <p>Now you tell the story.</p>	<p>Paul is inside.</p> <p>He's ill. He's drinking something hot.</p> <p>Now Paul's in bed.</p> <p>Paul's mum is giving Paul some medicine.</p> <p>It's a sunny day.</p> <p>Paul is playing outside.</p> <p>He's well again.</p>	<p>1. Points at the pictures. 2. Asks questions about the pictures.</p> <p>Where is Paul?</p> <p>What's the problem? What is he drinking?</p> <p>Where is Paul now?</p> <p>What is Paul's mum giving him?</p> <p>What's the weather like?</p> <p>What's Paul doing?</p> <p>Is he still ill?</p>
4	Puts the pictures away and turns to the candidate.	<p>Now let's talk about your family.</p> <p>How many people are there in your family?</p> <p>Who cooks your dinner?</p> <p>What do you like to do with your family?</p> <p>Tell me more about your family.</p>	<p>four</p> <p>my mum</p> <p>go to the cinema</p> <p>My sister's name is Sally. She's seven. She's very tall.</p>	<p>Are there four?</p> <p>Does your mum cook it?</p> <p>Do you go to the cinema?</p> <p>What's your sister's name? How old is she? Is she tall?</p>
		OK. Thank you, *. Goodbye.	Goodbye. Leaves.	

* Remember to use the child's name throughout the test.

Part	Examiner does this	Examiner says this	Minimum response expected from child	Back-up questions
	Usher brings in and introduces candidate to examiner.	Usher to examiner: Hello. This is (child's name*) .		
	Candidate enters.	Examiner: Hello, *. My name's Jane / Ms Smith. What's your surname? How old are you, *?	Hello. Green Eleven	What's your family name? Are you eleven?
1	Shows candidate both Find the Differences pictures.	Now, here are two pictures. My picture is nearly the same as yours, but some things are different.		1. Point at relevant difference(s). 2. Repeat statement. 3. Ask back-up question.
	Points to the apples in each one.	For example, in my picture, there are four apples, but in yours, there are only two. OK?		
		I'm going to say something about my picture. You tell me how your picture is different.		
	Describes things without pointing.	In my picture, the pizza is on the cooker.	In my picture, it is on the table.	Where is the pizza?
		In my picture, a woman is cutting an apple.	In my picture, she's cutting a burger.	What is the woman cutting?
		In my picture, the woman has brown hair.	In my picture, she has black hair.	What colour is her hair?
		In my picture, the salt is next to the bag of food.	In my picture, a banana is next to the bag of food.	What is next to the bag of food?
2		In my picture, the bowls are orange.	In my picture, they are pink.	What colour are the bowls?
		In my picture, there is one sandwich.	In my picture, there are two sandwiches.	How many sandwiches are there?
	Shows candidate both lunch information pages. Then points to candidate's information page. Points to Tom on candidate's information page. Asks the questions.	Tom and Paul have lunch at different places. I don't know anything about Tom's lunch, but you do. So I'm going to ask you some questions. Where does Tom eat lunch? What does Tom eat for lunch? What does he drink? Who makes his lunch? What does Tom do after lunch?	 At school A sandwich Grape juice School cook (He) reads a book	 Points at the information if necessary.
	Points to Paul on candidate's information page.	Now you don't know anything about Paul's lunch, so you ask me some questions.		
	Responds using information on examiner's information page.	In the dining room Chicken and vegetables Milk His big sister (He) plays with his cars	Where does Paul eat lunch? What does Paul have for lunch? What does he drink? Who cooks his lunch? What does he do after lunch?	Points at the information cues if necessary.

* Remember to use the child's name throughout the test.

Part	Examiner does this	Examiner says this	Minimum response expected from child	Back-up questions
3	Shows candidate Picture Story . Allows time to look at the pictures.	<p>These pictures tell a story. It's called 'A day in the countryside'. Just look at the pictures first.</p> <p>Kim and Tom went to the countryside with their teacher and other students. They all cleaned the ground and picked up empty bottles.</p> <p>Now you tell the story. .</p>	<p>Then one of their teacher cut pieces of wood.</p> <p>They used the pieces of wood to start a fire and cook some food.</p> <p>Then they started playing in the forest.</p> <p>Later they all went swimming.</p>	<p>1. Points at the pictures. 2. Asks questions about the pictures.</p> <p>What did their teacher cut?</p> <p>Why did they start a fire?</p> <p>What did they do after they ate their food?</p> <p>What did they do later?</p>
4	Puts the pictures away and turns to the candidate.	<p>Now let's talk about your hobbies.</p> <p>What games do you like to play?</p> <p>What's your favourite toy?</p> <p>Where can you play football?</p> <p>Tell me more about your hobbies.</p>	<p>baseball</p> <p>my kite</p> <p>In the park</p> <p>I play table tennis with my friends.</p> <p>We play at my house.</p> <p>I go sailing with my dad.</p>	<p>Do you like baseball?</p> <p>Have you got a kite?</p> <p>Do you play in the park?</p> <p>What do you play with your friends?</p> <p>Where do you play?</p> <p>What do you do with your dad?</p>
		OK. Thank you, *. Goodbye.	Goodbye. Leaves.	

* Remember to use the child's name throughout the test.

Part	Examiner does this	Examiner says this	Minimum response expected from child	Back-up questions
1	Usher brings in and introduces candidate to examiner.	Usher to examiner: Hello. This is (child's name*).		
	Candidate enters.	Examiner: Hello, *. My name's Jane / Ms Smith. What's your surname? How old are you, *?	Hello. Green Eleven	What's your family name? Are you eleven?
	Shows candidate both Find the Differences pictures. Points to the horse in each one.	Now, here are two pictures. My picture is nearly the same as yours, but some things are different. For example, in my picture, the horse is brown, but in yours, the horse is black. OK? I'm going to say something about my picture. You tell me how your picture is different.		1. Point at relevant difference(s). 2. Repeat statement. 3. Ask back-up question.
	Describes things without pointing.	In my picture, the man who is wearing glasses has brown hair. In my picture, there is a chicken. In my picture, there are three people. In my picture, there is one bird. In my picture, the cat is in front of the horse's legs. In my picture, the woman is holding an apple.	In my picture, the man who is wearing glasses has black hair. In my picture, there isn't a chicken. In my picture, there are four (people). In my picture, there are two birds. In my picture, the cat is behind the horse's legs. In my picture, she is holding a carrot.	What colour is the man's hair? Is there a chicken in your picture? How many people are there? How many birds are there? Where is the cat? What is the woman holding?
2	Shows candidate both party information pages. Then points to candidate's information page.	Daisy and Harry are having a party. I don't know anything about Daisy's party, but you do. So I'm going to ask you some questions.		
	Points to Daisy on candidate's information page. Asks the questions.	When is the party? What time is it? Why's she having a party? Where's the party? Who's coming to it?	On Wednesday At three o'clock For her birthday At a restaurant Her family and friends	Points at the information if necessary.
	Points to Harry on candidate's information page.	Now you don't know anything about Harry's party, so you ask me some questions.		
	Responds using information on examiner's information page.	On Friday At five o'clock For the end of school At his uncle's house His friends from school	When is the party? What time is it? Why is he having a party? Where's the party? Who's coming to it?	Points at the information cues if necessary.

* Remember to use the child's name throughout the test.

Part	Examiner does this	Examiner says this	Minimum response expected from child	Back-up questions
3	Shows candidate Picture Story . Allows time to look at the pictures.	<p>These pictures tell a story. It's called 'Betty's day.' Just look at the pictures first.</p> <p>It is morning, but Betty is still sleeping!</p> <p>Now you tell the story.</p>	<p>Now, Betty's playing with her dog.</p> <p>Betty's going to school.</p> <p>Betty is writing at school. Her work is hard!</p> <p>After school, Betty's talking to her friend.</p>	<p>1. Points at the pictures. 2. Asks questions about the pictures.</p> <p>What is Betty doing?</p> <p>Where is Betty going?</p> <p>What is Betty doing at school?</p> <p>Who is Betty talking to?</p>
4	Puts the pictures away and turns to the candidate.	<p>Now let's talk about your birthday.</p> <p>When's your birthday?</p> <p>Where do you have your party?</p> <p>What games do you play on your birthday?</p> <p>Tell me more about your birthday.</p>	<p>on 20th February</p> <p>at a cafe</p> <p>football</p> <p>I eat chocolate cake.</p> <p>My friends give me presents.</p> <p>I listen to music with my friends.</p>	<p>Is it in February? Which day?</p> <p>Do you go to a cafe?</p> <p>Do you play football?</p> <p>What do you eat?</p> <p>Who gives you presents?</p> <p>What do you do with your friends?</p>
		OK. Thank you, *. Goodbye.	Goodbye. Leaves.	

* Remember to use the child's name throughout the test.

Part	Examiner does this	Examiner says this	Minimum response expected from child	Back-up questions
	Usher brings in and introduces candidate to examiner.	Usher to examiner: Hello. This is (child's name*).		
	Candidate enters.	Examiner: Hello, *. My name's Jane / Ms Smith. What's your surname? How old are you, *?	Hello. Green Eleven	What's your family name? Are you eleven?
1	Shows candidate both Find the Differences pictures.	Now, here are two pictures. My picture is nearly the same as yours, but some things are different.		1. Point at relevant difference(s). 2. Repeat statement. 3. Ask back-up question.
	Points to the sun.	For example, in my picture, it is day but in your picture, it is night. OK? I'm going to say something about my picture. You tell me how your picture is different.		
	Describes things without pointing.	In my picture, the boy in the blue shoes is cooking a sausage over the fire. In my picture, the boys aren't singing. In my picture, the bag is green. In my picture, there is a dog. In my picture, there are two tents. In my picture, there is one brown tent and one green tent.	In my picture, the boy in the blue shoes is cooking chicken over the fire. In my picture, the boys are singing. In my picture, the bag is yellow. In my picture, there isn't a dog. In my picture, there are three tents. In my picture, all the tents are blue.	What are the boy in the blue shoes cooking over the fire? Are the boys singing? What colour is the bag? Is there a dog in the picture? How many tents are there? What colour are the tents?
	Shows candidate both toy information pages. Then points to candidate's information page.	Grace and Paul have different favourite toys. I don't know anything about Grace's favourite toy, but you do. So I'm going to ask you some questions.		
	Points to Grace on candidate's information page. Asks the questions.	What is Grace's favourite toy? Why is it her favourite toy? Is it old or new? Is it cheap or expensive? Where is it?	A doll It was a present from her parents (It's) old (It's) expensive (It's) in her bed	Points at the information if necessary.
	Points to Paul on candidate's information page.	Now you don't know anything about Paul's favourite toy, so you ask me some questions.		
	Responds using information on examiner's information page.	A toy train It was his first toy (It's) new (It's) cheap (It's) in his toy cupboard	What is Paul's favourite toy? Why is it his favourite? Is it old or new? Is it cheap or expensive? Where is it?	Points at the information cues if necessary.

* Remember to use the child's name throughout the test.

Part	Examiner does this	Examiner says this	Minimum response expected from child	Back-up questions
3	Shows candidate Picture Story . Allows time to look at the pictures.	<p>These pictures tell a story. It's called 'The birthday party'. Just look at the pictures first.</p> <p>Harry wakes up. It is his birthday and he is happy.</p> <p>Now you tell the story.</p>	<p>Harry's going downstairs.</p> <p>He sees his parents in the kitchen. He hopes they will give him a birthday present. His parents don't give him a present.</p> <p>Harry now is going to school. He is very sad because he didn't get his present.</p> <p>At school his friends are waiting for him.</p> <p>He is very surprised and happy.</p> <p>His friends have bought a birthday cake for him.</p>	<p>1. Points at the pictures. 2. Asks questions about the pictures.</p> <p>Where is Harry going?</p> <p>Where are his parents? What does he hope? Do his parents give him a present?</p> <p>Where is he going now? How does Harry feel?</p> <p>Who is waiting for him at school?</p> <p>How does he feel now?</p> <p>What have his friends bought for him?</p>
4	Puts the pictures away and turns to the candidate.	<p>Now let's talk about your favourite place.</p> <p>Where is your favourite place?</p> <p>Why do you like it?</p> <p>Do you go there alone?</p> <p>Tell me more about your favourite place.</p>	<p>the countryside</p> <p>There are lots of trees and animals.</p> <p>no, with my friends</p> <p>My grandparents live there.</p> <p>I go there every summer.</p> <p>I stay there for three weeks.</p>	<p>Is it the countryside?</p> <p>Are there lots of trees and animals?</p> <p>Do you go there with your friends?</p> <p>Who lives there?</p> <p>When do you go there?</p> <p>How many weeks do you stay there?</p>
		OK. Thank you, *. Goodbye.	Goodbye. Leaves.	

* Remember to use the child's name throughout the test.

Part	Examiner does this	Examiner says this	Minimum response expected from child	Back-up questions
	Usher brings in and introduces candidate to examiner.	Usher to examiner: Hello. This is (child's name*) .		
	Candidate enters.	Examiner: Hello, *. My name's Jane / Ms Smith. What's your surname? How old are you, *?	Hello. Jones Ten	What's your family name? Are you ten?
1	Shows candidate both Find the Differences pictures. Points to the bird.	Now, here are two pictures. My picture is nearly the same as yours, but some things are different. For example, in my picture, there isn't a bird on the roof of a house, but in your picture, there is one. OK? I'm going to say something about my picture. You tell me how your picture is different.		1. Point at relevant difference/s. 2. Repeat statement. 3. Ask back-up question.
	Describes things without pointing.	In my picture, the car near the house is green. In my picture, the boy in the green coat isn't kicking a ball. In my picture, the moon is yellow. In my picture, the boy in the yellow sweater is next to a tree. In my picture, the girl near the snowman is wearing a blue coat. In my picture, there isn't a tree next to the girl who is wearing a green scarf.	In my picture, the car near the house is orange. In my picture, the boy in the green coat is kicking a ball. In my picture, the moon is white. In my picture, the boy is next to the snowman. In my picture, the girl is wearing a red coat. In my picture, there is a tree next to the girl.	What colour is the car? What is the boy in the green coat doing? What colour is the moon? Where is the boy in the yellow sweater? What colour is the coat of the girl near the snowman? Is there a tree next to the girl in the green scarf?
2	Shows candidate both pet shop information pages. Then points to candidate's information page.	Mr Brown and Mr Young have different pet shops. I don't know anything about Mr Brown's pet shop, but you do. So I'm going to ask you some questions.		
	Points to Mr Brown on candidate's information page. Asks the questions.	What's the name of Mr Brown's pet shop? What do the puppies like doing in Mr Brown's pet shop? How many languages do the parrots speak in Mr Brown's pet shop? When is Mr Brown's pet shop open? Where is Mr Brown's pet shop?	(The name is) Lovely Pets (They like) playing (They speak) two languages (From) 10 a.m. to 5 p.m. (It is at) South Street.	Points at the information if necessary.
	Points to Mr Young on candidate's information page.	Now you don't know anything about Mr Young's pet shop, so you ask me some questions.		
	Responds using information on examiner's information page.	(The name is) Pet Planet (They like) sleeping (They speak) one language (From) 9 a.m. to 4 p.m. (It is at) North Street	What's the name of Mr Young's pet shop? What do the puppies like doing in Mr Young's pet shop? How many languages do the parrots speak in Mr Young's pet shop? When is Mr Young's pet shop open? Where is Mr Young's pet shop?	Points at the information cues if necessary.

* Remember to use the child's name throughout the test.

Part	Examiner does this	Examiner says this	Minimum response expected from child	Back-up questions
3	Shows candidate Picture Story . Allows time to look at the pictures.	<p>These pictures tell a story. It's called 'A nice surprise'. Just look at the pictures first.</p> <p>Sam gets a puppy for a birthday present and he is very happy.</p> <p>Now you tell the story.</p>	<p>Sam's playing with the puppy. He loves him very much.</p> <p>The child is now older and the puppy is now a dog.</p> <p>One day the dog disappears. Sam is looking for him everywhere.</p> <p>Then, one day the dog comes back home.</p> <p>He has some new puppies with him.</p> <p>Sam is now very happy.</p>	<p>1. Points at the pictures. 2. Asks questions about the pictures.</p> <p>What is Sam doing? Does he like his puppy?</p> <p>Are the child and the puppy now older?</p> <p>What happens to the dog? What is Sam doing?</p> <p>Does the dog ever come back home?</p> <p>What does the dog come back with?</p> <p>How does Sam feel?</p>
4	Puts the pictures away and turns to the candidate.	<p>Now let's talk about a pet that you have.</p> <p>What pet do you have?</p> <p>What's your pet's name?</p> <p>When did you get him?</p> <p>Tell me more about your pet.</p>	<p>a dog</p> <p>(His name is) 'Spot'</p> <p>last year</p> <p>Spot likes eating and playing.</p> <p>He's black and white.</p> <p>He's very clever.</p>	<p>Is your pet a dog?</p> <p>Is his name 'Spot'?</p> <p>Did you get him last year?</p> <p>Does Spot like eating and playing?</p> <p>What's his colour?</p> <p>Is your dog clever?</p>
		OK. Thank you, *. Goodbye.	Goodbye. Leaves.	

* Remember to use the child's name throughout the test.

Part	Examiner does this	Examiner says this	Minimum response expected from child	Back-up questions
	Usher brings in and introduces candidate to examiner.	Usher to examiner: Hello. This is (child's name*) .		
	Candidate enters.	Examiner: Hello, *. My name's Jane / Ms Smith. What's your surname? How old are you, *?	Hello. Jones Ten	What's your family name? Are you ten?
1	Shows candidate both pictures. Find the Differences Points to the frog. Describes things without pointing.	Now, here are two pictures. My picture is nearly the same as yours, but some things are different. For example, in my picture, there is a frog next to the bike, but in your picture, there isn't one. OK? I'm going to say something about my picture. You tell me how your picture is different. In my picture, the boy is holding seven balloons. In my picture, there is a bicycle behind the boy who is holding the balloons. In my picture, there is a white dog next to the girl who is skipping. In my picture, there is a football next to the boy in brown shorts. In my picture, there are two birds. In my picture, there are clouds in the sky.	 In my picture, the boy is holding only three balloons. In my picture, there is not a bicycle behind the boy. In my picture, there is a brown dog next to the girl. In my picture, there isn't a football next to the boy. In my picture, there is one bird. In my picture, there aren't any clouds in the sky.	1. Point at relevant difference(s). 2. Repeat statement. 3. Ask back-up question. How many balloons is the boy holding? Is there a bicycle behind the boy holding the balloons? What colour is the dog next to the girl who is skipping? Is there a football next to the boy in brown shorts? How many birds are there? Are there any clouds in the sky?
2	Shows candidate both holiday information pages. Then points to candidate's information page. Points to Mr Sand on candidate's information page. Asks the questions.	Mr Sand and Mr Plant went on different holidays. I don't know anything about Mr Sand's holiday, but you do. So I'm going to ask you some questions. Where did Mr Sand go for his holiday? How many days did Mr Sand go on holiday? When did Mr Sand go on holiday? Who did Mr Sand go on holiday with? Was it expensive or cheap?	 To the beach 10 days (On the) 1st July (With) his family (It was) expensive	 Points at the information if necessary.
	Points to Mr Plant on candidate's information page.	Now you don't know anything about Mr Plant's holiday, so you ask me some questions.		
	Responds using information on examiner's information page.	To the mountains 7 days (On the) 5th August (With) his cousin (It was) cheap	Where did Mr Plant go for his holiday? How many days did Mr Plant go on holiday? When did Mr Plant go on holiday? Who did Mr Plant go on holiday with? Was it expensive or cheap?	Points at the information cues if necessary.

* Remember to use the child's name throughout the test.

Part	Examiner does this	Examiner says this	Minimum response expected from child	Back-up questions
3	Shows candidate Picture Story . Allows time to look at the pictures.	<p>These pictures tell a story. It's called 'A frightening evening'. Just look at the pictures first.</p> <p>Nick and Jim are watching a film about monsters.</p> <p>Now you tell the story.</p>	<p>Jim is talking on the phone with a friend and they talk about the film he is watching with Nick. Jim is saying that the film is about monsters.</p> <p>Someone is at the door of Jim's house. Jim gets up to open the door.</p> <p>Jim is very frightened because he sees a monster.</p> <p>The monster is their friend. Then, all three of them start laughing.</p>	<p>1. Points at the pictures. 2. Asks questions about the pictures.</p> <p>Who is Jim talking with on the phone? What are they talking about?</p> <p>What is the film about?</p> <p>Why does Jim open the door?</p> <p>Why is Jim frightened?</p> <p>Who is the monster? What are the children doing?</p>
4	Puts the pictures away and turns to the candidate.	<p>Now let's talk about a teacher at your school.</p> <p>Who is your favourite teacher?</p> <p>Why do you like her?</p> <p>What does she teach?</p> <p>Tell me more about your teacher.</p>	<p>Mrs South</p> <p>She is nice and kind.</p> <p>geography</p> <p>She has two children. A boy and a girl.</p> <p>She has blonde hair.</p> <p>She's not very thin.</p>	<p>Is it Mrs South?</p> <p>Is she nice and kind?</p> <p>Does she teach geography?</p> <p>How many children does she have?</p> <p>What colour is her hair?</p> <p>Is she thin?</p>
		OK. Thank you, *. Goodbye.	Goodbye. Leaves.	

* Remember to use the child's name throughout the test.

Answers

TEST 1

LISTENING

PART 1 (5 marks) (page 6)

Lines should be drawn between:

1. William and the boy climbing the tree to get an apple.
2. David and the boy who is laughing and jumping into the river.
3. Emma and the girl in the river, the taller one with no hat on.
4. Robert and the boy who is sleeping under the tree with a book in his hands.
5. Sue and the baby who is with her mother.



PART 2 (5 marks) (page 7)

1. Silverman, 2. Camels, 3. 9 / nine, 4. Helen, 5. golf

PART 3 (5 marks) (pages 8-9)

1. Betty - E - swimming, 2. Daisy - H - drums,
3. Richard - C - baseball, 4. Fred - G - painting,
5. Vicky - D - going to museums

PART 4 (5 marks) (pages 10-11)

1. B, 2. B, 3. C, 4. B, 5. A

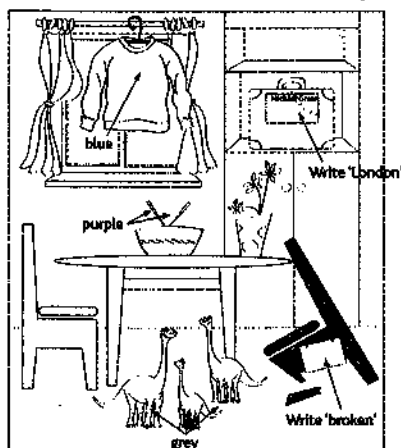
PART 5 (5 marks) (page 12)

1. Colour the two chopsticks in the bowl - purple.
2. Write 'LONDON' on the suitcase.
3. Colour the dinosaurs - grey.
4. Write 'BROKEN' on the chair.
5. Colour the sweater - blue.

Listening

Part 5 - 5 questions -

Listen and colour and write. There is one example.



READING & WRITING

PART 1 (10 marks) (page 15)

1. gloves, 2. an envelope, 3. a cave,
4. a bookshop, 5. a university, 6. an astronaut,
7. a key, 8. a newspaper, 9. sweets, 10. fur

PART 2 (5 marks) (pages 16-17)

1. G, 2. A, 3. E, 4. H, 5. D

PART 3 (6 marks) (pages 18-19)

1. caught, 2. decided, 3. quickly, 4. dangerous,
5. towels, 6. My sister and the octopus

PART 4 (10 marks) (pages 20-21)

1. who, 2. are, 3. after, 4. can, 5. have, 6. where, 7. Most,
8. something, 9. go, 10. because

PART 5 (7 marks) (pages 22-23)

1. on the table, 2. sofas and chairs, 3. gold,
4. opened the window, 5. pizza, 6. turned off the lights, 7. smell

PART 6 (5 marks) (page 24)

1. have, 2. of, 3. most, 4. which, 5. me

PART 7 (15 marks) (page 25)

e.g. A little girl was walking with her mother in a park. They saw a hungry dog. The girl and her mother took the dog home. They gave the dog some food. The family decided to keep the dog.

TEST 2

LISTENING

PART 1 (5 marks) (page 32)

Lines should be drawn between:

1. Sarah and the girl in the white coat, whispering something to the boy in a grey sweater.
2. Paul and the boy who is listening to music and dancing.
3. Robert and the boy who is near the tree, throwing coconuts.
4. Jack and the boy next to the fire, wearing a red scarf.
5. Katy and the girl in the pink shirt, bouncing the ball.




1. (the) zoo, 2. (a) cave, 3. Saturday night,
4. dolphins, 5. seven o'clock / 7 p.m.

1. shorts - A - shop in town, 2. red ball - E - swimming pool,
3. oranges - H - orange tree, 4. chocolate - F - sweet shop,
5. camera - D - beach

1. A, 2. C, 3. B, 4. A, 5. C

1. Colour the bird - blue.
2. Colour the banana - green.
3. Write 'FLOUR' on the bag next to the banana.
4. Colour the sausage in the dog's mouth - brown.
5. Write 'PINEAPPLES' on the piece of paper.

Listen and colour and write. There is one example.



1. a journalist, 2. a theatre, 3. a belt, 4. a sledge, 5. a rainbow,
6. an octopus, 7. snacks, 8. a snowman, 9. a beard, 10. wings

1. H, 2. A, 3. D, 4. G, 5. B

1. scissors, 2. shop, 3. bring, 4. difficult,
5. painted, 6. David's paper man


1. finished, 2. over, 3. like, 4. There, 5. your, 6. Many, 7. work,
8. can, 9. sometimes, 10. them

1. (big) rocks, 2. orange and green, 3. quickly, 4. water,
5. (about) 2 / two kilometres, 6. river, 7. the sand

1. lot, 2. has, 3. to, 4. not, 5. because / as / since

e.g. A boy wanted to post something at the post office. When he was inside the post office he looked inside his bag. There was no letter in it. He went home and found it on the floor in his bedroom.

1. David and the boy who is buying a ticket for the game.
2. Pat and the girl who is playing with the balls.
3. Mary and the girl that won an orange fish.
4. Peter and the boy who is riding his bicycle over the big rocks.
5. Vicky and the girl with curly hair, who is wearing a green skirt.




1. 7 / seven, 2. beach, 3. nurse, 4. farm, 5. animals

1. Jim's mother - H - cheese,
2. Jim's uncle - D - burgers,
3. Jim's sister - A - chocolate,
4. Jim's grandma - F - cakes,
5. Jim's cousin - E - pineapple

1. C, 2. A, 3. B, 4. B, 5. C

1. Colour his suitcase - brown.
2. Colour the duck at the bottom of the picture - black.
3. Write the word 'CASTLE'.
4. Colour the boy's shoes - red.
5. Write the word 'BRIDGE'.

Listen and colour and write. There is one example.



READING & WRITING

PART 1 (10 marks) (page 67)

1. a hospital, 2. dinosaurs, 3. a dictionary, 4. a queen,
5. summer, 6. a forest, 7. a hill, 8. a diary, 9. a hotel, 10. pockets

PART 2 (5 marks) (pages 68-69)

1. H, 2. D, 3. G, 4. A, 5. E

PART 3 (6 marks) (pages 70-71)

1. pool, 2. kick, 3. trying, 4. lost, 5. know,
6. Sam and his game of tennis

PART 4 (10 marks) (pages 72-73)

1. not, 2. mix, 3. few, 4. that, 5. some,
6. if, 7. are, 8. into, 9. When, 10. your

PART 5 (7 marks) (pages 74-75)

1. (the) mountains, 2. to catch frogs, 3. the water, 4. cheese,
5. pear, 6. braver, 7. flew their kites

PART 6 (5 marks) (page 76)

1. swimming, 2. gave, 3. at, 4. it, 5. for

PART 7 (15 marks) (page 77)

e.g. A woman made a cake. She put it in the oven. She went into another room and spoke to her friend on the phone. She forgot her cake and when she came back to the kitchen the cake was (burned and) black!

TEST 4

LISTENING

PART 1 (5 marks) (page 84)

Lines should be drawn between:

1. Harry and the boy who is standing next to the table.
2. Helen and the girl who's holding a glass of milk.
3. Daisy and the girl who is eating lunch and holding a blue glass.
4. Jack and the boy who is giving a book to his sister.
5. Betty and the girl who is wearing a green dress and holding a sandwich.



PART 2 (5 marks) (page 85)

1. Monday, 2. table, 3. football game, 4. mountains, 5. fishing

PART 3 (5 marks) (pages 86-87)

1. Pencil - G - on the television,
2. Umbrella - E - on the bookcase,
3. Mirror - A - in the bathroom,
4. School book - F - on the sofa in the living room,
5. Comb - H - on the bedroom floor

PART 4 (5 marks) (pages 88-89)

1. B, 2. C, 3. C, 4. A, 5. B

PART 5 (5 marks) (page 90)


1. Colour the smaller motorbike - blue.
2. Colour the ice cream - yellow.
3. Write the word 'POLICE'.
4. Colour the hat - green.
5. Write the word 'TAXI'.

Listening

Part 5

- 5 questions -

Listen and colour and write. There is one example.



READING & WRITING

PART 1 (10 marks) (page 93)

1. a factory, 2. a cooker, 3. insects, 4. a camel, 5. an umbrella,
6. an ambulance, 7. a pilot, 8. a scarf, 9. a library, 10. a husband

PART 2 (5 marks) (pages 94-95)

1. B, 2. A, 3. G, 4. F, 5. E

PART 3 (6 marks) (pages 96-97)

1. supermarket, 2. letter, 3. cinema, 4. uniform,
5. behind, 6. May can't find the restaurant

PART 4 (10 marks) (pages 98-99)

1. change, 2. their, 3. so, 4. enjoys, 5. after,
6. when, 7. like, 8. at, 9. some, 10. which

PART 5 (7 marks) (pages 100-101)

1. cold and foggy, 2. letters, 3. (very) heavy,
4. little room, 5. of treasure, 6. (purple) dress, 7. run

PART 6 (5 marks) (page 102)

1. were, 2. someone, 3. one, 4. why, 5. on

PART 7 (15 marks) (page 103)

e.g. One day a man's computer stopped working. He was very angry. He phoned a computer engineer because he wanted someone to repair his computer. That afternoon the computer engineer came to his house and repaired the computer. The man thanked the engineer.

TEST 5

LISTENING

PART 1 (5 marks) (page 110)

Lines should be drawn between:

1. Emma and the girl who is standing near the wall, crying.
2. Richard and the boy who is waving a bat in the air.
3. Helen and the girl who is wearing a green dress and is holding some flowers.
4. Jane and the girl who is standing under a tree and is holding a bag.
5. Bill and the boy in the red shirt who is standing next to the boy wearing a black hat.



PART 2 (5 marks) (page 111)

1. 27 / twenty-seven, 2. pilot, 3. Pyramid,
4. 20 / twenty, 5. interesting places

PART 3 (5 marks) (pages 112-113)

1. William's dad - B - old farm,
2. William's cousin - C - forest,
3. William's sister - F - desert,
4. William's mum - G - shopping in the village,
5. William's brother - A - mountains

PART 4 (5 marks) (pages 114-115)

1. C, 2. B, 3. C, 4. B, 5. A

PART 5 (5 marks) (page 116)

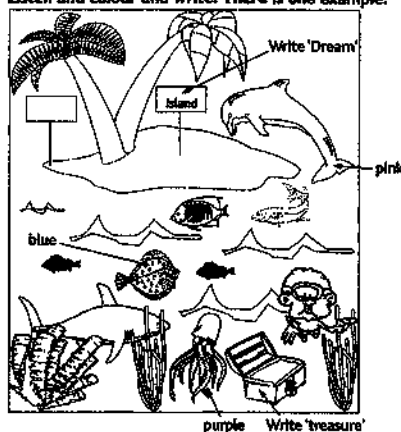
1. Colour the dolphin's tail - pink.
2. Write the word 'DREAM' before the word 'ISLAND'.
3. Colour the legs of the octopus - purple.
4. Colour the fish - blue.
5. Write the word 'TREASURE'.

Listening

Part 5

- 5 questions -

Listen and colour and write. There is one example.



READING & WRITING

PART 1 (10 marks) (page 119)

1. a grandfather, 2. butter, 3. a spoon, 4. pepper, 5. a stamp,
6. history, 7. scissors, 8. a torch, 9. a century, 10. a taxi

PART 2 (5 marks) (pages 120-121)

1. C, 2. A, 3. H, 4. D, 5. B

PART 3 (6 marks) (pages 122-123)

1. heard, 2. trees, 3. sell, 4. rain, 5. beautiful,
6. David buys a present

PART 4 (10 marks) (pages 124-125)

1. to, 2. without, 3. always, 4. so, 5. away, 6. than,
7. very, 8. Some, 9. look, 10. your

PART 5 (7 marks) (pages 126-127)

1. video camera, 2. the fifth floor, 3. (new) car, 4. videos,
5. chicken and rice, 6. Rainbow, 7. play the guitar

PART 6 (5 marks) (page 128)

1. time, 2. how, 3. you, 4. if, 5. be

PART 7 (15 marks) (page 129)

e.g. A man lost a letter. He tried to find it everywhere in the house and looked under the armchair. He asked his wife about it, but she didn't know where it was. Suddenly, they saw their dog with the letter in his mouth! They were very happy that they found it.

TEST 6

LISTENING

PART 1 (5 marks) (page 136)

Lines should be drawn between:

1. Holly and the girl who is wearing a yellow T-shirt and is waving her arms.
2. William and the boy who is wearing blue trousers and a blue sweater.
3. Mary and the blonde girl who is wearing a pink and white striped skirt and is pointing at the large bear.
4. Bill and the boy with the blonde girl who is looking at the bears.
5. Peter and the boy who is taking a photo of the hippos.



- PART 3 (5 marks) (pages 138–139)**

- PART 4 (5 marks) (pages 140–141)**


- PART 5 (5 marks) (page 142)**

- ## Listening

Part 5

- 5 questions -

Listen and colour and write. There is one example.



PART 1 (10 marks) (page 145)

- PART 2 (5 marks) (pages 146–147)**

- PART 3 (6 marks) (pages 148–149)**

- PART 4 (10 marks) (pages 150–151)**

- PART 5 (7 marks) (pages 152–153)**

- PART 6 (5 marks) (page 154)**

- PART 7 (15 marks) (page 155)**

TEST 7

LISTENING

PART 1 (5 marks) (page 162)

Lines should be drawn between:

1. Richard and the boy who is riding a bicycle.
2. Lucy and the girl who is wearing a blue dress.
3. Mary and the girl who is playing with the kitten and is wearing a red shirt and white shorts.
4. Fred and the boy who is lying on the ground and is wearing a white T-shirt.
5. Anna and the girl who is sitting next to the two boys, looking tired.



PART 2 (5 marks) (page 163)

1. animals, 2. chickens, 3. Rainbow, 4. 4.00, 5. 559829

PART 3 (5 marks) (pages 164–165)

1. Mrs. Sky - E - green coat,
2. Anna - D - doll,
3. Tom - G - red toy car,
4. Mr. Sky - F - clock,
5. Jack - C - books

PART 4 (5 marks) (pages 166–167)

1. C, 2. B, 3. B, 4. A, 5. A

PART 5 (5 marks) (page 168)

1. Colour the boy's sweater - blue.
2. Write 'PICTURE BOOK'.
3. Colour the pencils and pens - green.
4. Colour the girl's dress - pink.
5. Write 'LESSON' on the board.

Listening**Part 5**

- 5 questions -

Listen and colour and write. There is one example.

**READING & WRITING****PART 1 (10 marks) (page 171)**

1. a museum, 2. a fridge, 3. a kitten, 4. a newspaper,
5. a scarf, 6. a map, 7. a playground, 8. a pocket, 9. a lizard,
10. a phone

PART 2 (5 marks) (pages 172–173)

1. E, 2. B, 3. A, 4. G, 5. C

PART 3 (6 marks) (pages 174–175)

1. already, 2. opened, 3. play, 4. sad, 5. sound,
6. A lovely surprise

PART 4 (10 marks) (pages 176–177)

1. these, 2. them, 3. would, 4. ate, 5. cook, 6. something,
7. any, 8. many, 9. can, 10. best

PART 5 (7 marks) (pages 178–179)

1. play pirates, 2. find the treasure, 3. (small) caves,
4. see anything, 5. had a torch, 6. to cry, 7. tell the grown-ups

PART 6 (5 marks) (page 180)

1. have, 2. they, 3. because/since, 4. everyone, 5. like

PART 7 (15 marks) (page 181)

e.g. A boy had a bird in a cage. One night he dreamt of birds that were flying. The next day he opened the bird's cage. The bird flew away and the boy was happy.

TEST 8**LISTENING****PART 1 (5 marks) (page 188)**

Lines should be drawn between:

1. Paul and the boy who is arriving now with the girls, holding a present.
2. Betty and the woman who is wearing a dress with flowers.
3. Robert and the boy who is talking to Betty.
4. Mary and the girl who is swimming in the pool near the boys.
5. Jim and the boy who is jumping in the pool and is wearing red shorts.

**PART 2 (5 marks) (page 189)**

1. tennis, 2. Thursday, 3. 8.00, 4. Queens Gym, 5. 56778902

PART 3 (5 marks) (pages 190–191)

1. Dad - E - walked a long way,
2. Mum - D - cooking class in the village / made an apple cake,
3. Holly - G - lay on the beach reading,
4. Richard - H - painted pictures,
5. Betty - F - made castles in the sand / played with dolls

PART 4 (5 marks) (pages 192–193)

1. C, 2. B, 3. B, 4. A, 5. A

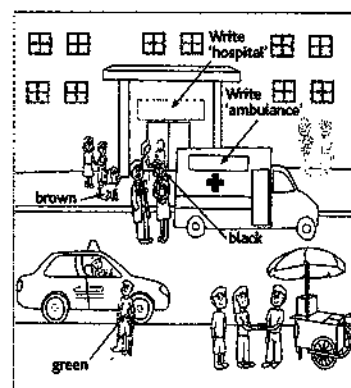
PART 5 (5 marks) (page 194)

1. Colour the nurse's hair - black.
(the one who is talking to the doctor)
2. Write 'AMBULANCE' here.
3. Colour the dog - brown.
4. Colour the boy's T-shirt - green.
5. Write 'HOSPITAL' here.

Listening**Part 5**

- 5 questions -

Listen and colour and write. There is one example.



READING & WRITING**PART 1 (10 marks) (page 197)**

1. a storm, 2. a fork, 3. a rucksack, 4. a desert, 5. a waiter,
6. an umbrella, 7. a fire engine, 8. a butterfly, 9. a dentist,
10. a comb

PART 2 (5 marks) (pages 198–199)

1. D, 2. A, 3. F, 4. B, 5. H

PART 3 (6 marks) (pages 200–201)

1. sad, 2. found, 3. unfriendly, 4. popular, 5. kind,
6. New friends

PART 4 (10 marks) (pages 202–203)

1. which, 2. Then, 3. find, 4. can, 5. something, 6. for,
7. may, 8. on, 9. arrive, 10. many

PART 5 (7 marks) (pages 204–205)

1. new ball, 2. a snack, 3. play with, 4. running around,
5. started to cry, 6. his nose, 7. lovely dog

PART 6 (5 marks) (page 206)

1. we, 2. be, 3. put, 4. There, 5. like

PART 7 (15 marks) (page 207)

e.g. A boy sees a nice big toy train in a shop window but he doesn't have the money to buy it and he is very unhappy. The boy goes to his mother and asks her if she can give him the money. His grandfather gives him the money and they go and buy the toy train from the shop.

A

a.m. (for time)
across prep
act v
actor n
actually adv
adventure n
after adv + conj
ago adv
agree v
air n
airport n
alone adj
already adv
also adv
amazing adj
Amazing! excl
ambulance n
anyone pron
anything pron
anywhere adv
appear v
April n
arrive v
art n
artist n
as adv
as ... as adv
astronaut n
at the moment adv
August n
autumn n (US fall)
away adv

B

backpack n (UK rucksack)
bandage n
bank n
beetle n
before adv + conj
begin v
believe v
belt n
Betty n
bicycle n
bin n
biscuit n (US cookie)
bit n
bored adj
borrow v
bracelet n
brave adj
break v
bridge n
broken adj
brush n + v
burn v
business n
businessman / woman n
butter n
butterfly n
by myself adv
by yourself adv

C

calendar n
camel n
camp v
card n
cartoon n
castle n
cave n
century n
cereal n
channel n
chat v

cheap adj
chemist(s) n
chess n
chopsticks n
club n
collect v
college n
comb n + v
competition n
concert n
conversation n
cooker n
cookie n (UK biscuit)
corner n
costume n
could v (for possibility)
creature n
crown n
cushion n
cut v
cycle v

D

dark adj
date n (as in time)
David n
dear adj (as in 'Dear Harry')
December n
decide v
deep adj
delicious adj
desert n
design n + v
designer n
diary n
dictionary n
dinosaur n
disappear v
drum n
during prep

E

each det + pron
eagle n
early adj + adv
Earth n
east n
elbow n
else adv
Emma n
empty adj
end v
engine n
engineer n
enormous adj
enough adv + pron
enter (a competition) v
entrance n
envelope n
environment n
ever adv
everywhere adv
excellent adj + excl
excited adj
exit n
expensive adj
explain v
explore v
extinct adj

F

factory n
fall n (UK autumn)
fall over v
far adj + adv

fast adj + adv
February n
feel v
festival n
fetch v
a few det
file n (open and close a file)
find out v
finger n
finish v
fire n
fire engine n (US fire truck)
fire fighter n
fire station n
flag n
flashlight n (UK torch)
flour n
fog n
foggy adj
follow v
for prep of time
forget v
fork n
Frank n
fridge n
friendly adj
frightening adj
front adj + n
full adj
fur n
furry adj
future n

G

gate n
geography n
George n
get to v
glass n
glove n
glue n + v
Go away! excl
go out v
gold adj + n
golf n
group n
guess n + v
gym n

H

half adj + n
happen v
hard adj + adv
Harry n
hate v
hear v
heavy adj
Helen n
high adj
hill n
history n
hole n
Holly n
honey n
hope v
horrible adj
hotel n
hour n
How long adv + int
hurry v
husband n

I

if conj
If you want! excl

important adj
improve v
In a minute! excl
information n
insect n instead
adv instrument
n interested adj
interesting adj
invent v
invitation n

J

jam n
January n
job n
join (a club) v
journalist n
journey n
July n
June n
just adv

K

Katy n
keep v
key n
kilometre n (US kilometer)
kind adj
king n
knee n
knife n

L

land v
language n
large adj
late adj + adv
later adv
lazy adj
leave v
left adj + n (in direction)
let v
letter n (as in mail)
lie v (lie down)
lift v
lift n (ride)
light adj + n
a little adv + det
London n
look after v
look like v
lovely adj
low adj
lucky adj

M

magazine n
make sure v
manager n
March n
married adj
match n (football)
maths n (US math)
May n
may v
meal n
mechanic n
medicine n
meet v
meeting n
member n metal
adj + n
Michael n
midday n
middle n + adj
midnight n

might v
million n
mind v
minute n
missing adj
mix v
money n
month n
motorway n
much adv + det + pron
museum n

N
necklace n
nest n
news n
newspaper n
next adj + adv
No problem! excl
noisy adj
no one pron
north n
November n
nowhere adv

O
ocean n
October n
octopus n
of course adv
office n
Oliver n
olives n
once adv
online adj
other det + pron
oven n
over adv + prep

P
p.m. (for time)
pajamas n (UK pyjamas)
passenger n
past n + prep
path n
pepper n
perhaps adv
photographer n
piece n
pilot n
pizza n
planet n
plastic adj + n
platform n
pleased adj
pocket n
police officer n
police station n
pond n
poor adj
pop music n
popular adj
post v
post office n
postcard n
prefer v
prepare v
prize n
problem n
programme n (US program)
project n
pull v
push v
puzzle n
pyjamas n (US pajamas)
pyramid n

Q
quarter n
queen n
quite adv
quiz n

R
race n + v
racing (car, bike) adj
railway n
ready adj
remember v
repair v
repeat v
restaurant n
rich adj
Richard n
right n (direction)
ring n
Robert n
rock music n
rocket n
rucksack n (US backpack)

S
salt n
same adj
Sarah n
save v
science n
scissors n
score n
screen n
search n + v
secret n
sell v
September n
several adj
shampoo n
shelf n
should v
silver adj + n
since prep
singer n
ski n + v
skyscraper n
sledge n + v
smell n + v
snack n
snowball n
snowboard n
snowboarding n
snowman n
so adv + conj
soap n
soft adj
somewhere adv
soon adv
Sophia n
sore adj
sound n + v
south n
space n
spaceship n
speak v
special adj
spend v
spoon n
spot n
spotted adj
spring n
stadium n
stage n (theatre)
stamp n
stay v
step n

still adv
stone n
storm n
straight on adv
strange adj
strawberry n
stream n
stripe n
striped adj
student n
study v
subject n
such det
suddenly adv
sugar n
suitcase n
summer n
sunglasses n
sure adj
surname n
surprise n
swan n
swing n

T
take v (for time, e.g. It takes... minutes)
taste n + v
taxi n
team n
telephone n
tent n
thank v
theatre n (US theater)
thousand n
through prep
tidy adj + v
time n
timetable n
tire n (UK tyre)
toe n
together adv
tomorrow adv + n
tonight adv + n
torch n (US flashlight)
tortoise n
touch v
tour n
traffic n
trainers n
tune n
turn v
turn off v
turn on v
tyre n (US tire)

U
umbrella n
unfriendly adj
unhappy adj
uniform n
university n
unkind adj
untidy adj
until prep
unusual adj
use v
usually adv

V
view n
violin n
visit v
volleyball n

W
waiter n
warm adj
way n
west n
wheel n
while conj
whisper v
whistle v
wife n
wi-fi n
wild adj
will v
William n
win n
wing n
winner n
winter n
wish n + v
without prep
wonderful adj
wood n
wool n
worried adj

X
x-ray n

Y
yet adv
yoghurt n
you're welcome excl

Z
zero n

Numbers
understand & write
numbers 101–1,000
ordinals 21st–31st

Names
Betty
David
Emma
Frank
George
Harry
Helen
Holly
Katy
Michael
Richard
Robert
Sarah
William

Abbreviations
adj adjective
adv adverb
conj conjunction
det determiner
dis discourse marker
excl exclamation
int interrogative
n noun
poss possessive
prep preposition
pron pronoun
v verb